

Name: \_\_\_\_\_

Class: \_\_\_\_\_

# Year 2

## Remote Learning Booklet



## Week 10, Term 3

Monday 13th September - Friday 17th September

# Compound words

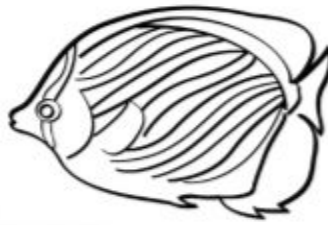
## 1. Copy each list word.

- |                |                  |                  |
|----------------|------------------|------------------|
| armpit _____   | windmill _____   | eyebrow _____    |
| pancake _____  | raincoat _____   | handshake _____  |
| freeway _____  | snowman _____    | rainfall _____   |
| starfish _____ | backpack _____   | leftovers _____  |
| shoelace _____ | grandchild _____ | teardrop _____   |
| anybody _____  | hairbrush _____  | strawberry _____ |
| uphill _____   | driveway _____   |                  |

## 2. Picture words. Add the pictures to make a list word.



+



=

\_\_\_\_\_



+



=

\_\_\_\_\_



+



=

\_\_\_\_\_



+



=

\_\_\_\_\_



# Compound words

4. **Underline the spelling mistakes.** Write the word correctly.

Strawbery is my favourite flavour of ice-cream. \_\_\_\_\_

In winter we like to go outside and build a snoman. \_\_\_\_\_

On rainy days I pack my umbrella and raincote. \_\_\_\_\_

I packed my books and pencil case into my bakpack. \_\_\_\_\_

I couldn't find my harebrush so I had to use my comb. \_\_\_\_\_

## Challenge words

5. **Copy each challenge word.**

outdoors \_\_\_\_\_ background \_\_\_\_\_

marketplace \_\_\_\_\_ doughnut \_\_\_\_\_

elsewhere \_\_\_\_\_ clockwork \_\_\_\_\_

downstairs \_\_\_\_\_ earphone \_\_\_\_\_

watermelon \_\_\_\_\_ cheeseburger \_\_\_\_\_

6. **Complete the sentence with a challenge word.**

When I eat \_\_\_\_\_ I always spit out the black seeds.

Dad told us to go and play \_\_\_\_\_.

We brought home a huge box of peaches from the \_\_\_\_\_.

I wanted the \_\_\_\_\_ with pink frosting and sprinkles.

I pulled my \_\_\_\_\_ out so I could hear what she was saying.

7. **Word clues.** Which challenge word matches?

a large round fruit with green skin \_\_\_\_\_

to run smoothly \_\_\_\_\_

an area where goods are sold \_\_\_\_\_

Name: \_\_\_\_\_

Date: \_\_\_\_\_

or



horse

cord \_\_\_\_\_ cord \_\_\_\_\_


sport \_\_\_\_\_ sport \_\_\_\_\_

score \_\_\_\_\_ score \_\_\_\_\_

story \_\_\_\_\_ story \_\_\_\_\_

afford \_\_\_\_\_ afford \_\_\_\_\_

sc \_ \_ e




sp \_ \_ t



st \_ \_ y



c \_ \_ d



How many other words can you write that contain the sound "or"?

\_\_\_\_\_  
\_\_\_\_\_

I play \_\_\_\_\_ on Saturdays.

Their team got the best \_\_\_\_\_.

I wrote a \_\_\_\_\_ about horses.

Pull the \_\_\_\_\_ to raise the blinds.

We cannot \_\_\_\_\_ a new car.

Name: \_\_\_\_\_

Date: \_\_\_\_\_

or



horse

fork \_\_\_\_\_ corn \_\_\_\_\_

cord \_\_\_\_\_ born \_\_\_\_\_

sort \_\_\_\_\_ horn \_\_\_\_\_

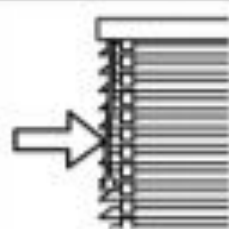
form \_\_\_\_\_ horse \_\_\_\_\_




fork



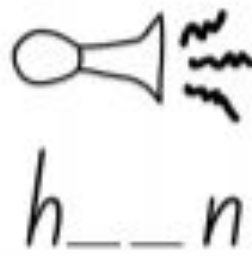
sort



cord



horse



form

sort

cord

horse

Horns can scare horses. 

Horns

# or

n o r t h g j x f o r m  
t l f o r t n i g h t n  
y o t o r n k b o r n z  
c r f a s w o r d t j o  
o d a d v t o r n a d o  
r h b o a d o r a b l e  
n i s r s m g s c o r k  
f p o n p p o r c h i s  
f o r g o t c h q k a c  
a r b x r b s t o r m o  
d t t z t r h w o r n r  
t o r c h s f j o r d n

sword	cork	forgot	torn	fjord	adorn
north	storm	sport	corn	absorb	worn
fortnight	porch	form	scorn	adorable	
torch	port	tornado	lord	born	



# Gordon the Garden Gnome

Gordon stands at the end of the path under the orange tree. His bright red cap seems to twinkle brightly under the dark green leaves.

The cap covers his head and hangs down his back like Santa's sack. The blue stripes in his jumper match his long, blue trousers, which are tucked into his shiny, black boots. He carries a spade in one hand and a little bucket of daisies in the other.

It is Gordon's face that makes him seem so special. He has fat, pink cheeks; beautiful, round, brown eyes; and a dimple in his chin. No one has heard him, but he always looks as though he is laughing.

There wouldn't be another gnome like Gordon anywhere!

*Text sourced from: Targeting Text Interactively, Merryn Whitfield*

**Read the text and shade a bubble or write an answer to each question.**

**1** Where can you find Gordon the Garden Gnome? QUESTIONING

- next to the fence
- in the rose garden
- near the shed
- at the end of the path

**2** Gordon the Garden Gnome is a statue. PREDICTING

- True     False

**3** What colour is his cap? MONITORING

**4** Is his cap long or short? MONITORING

5 Which item of clothing matches his trousers?

MONITORING

6 Which two items are in his hands?

MONITORING

①

②

7 Which words tell us about Gordon's face?

SUMMARISING

- fat, pink cheeks and round, brown eyes
- a beard and blue eyes
- freckles and big, red lips
- a long nose and green eyes

8 Choose the word below that best tells us about Gordon.

MAKING CONNECTIONS

- nasty
- jolly
- scary
- sad

9 Why hasn't anyone heard Gordon laughing?

QUESTIONING

- he is feeling sad
- he doesn't know how to laugh
- he is a statue and can't laugh
- he does it very softly

10 This story tells us that it would be very likely to find another gnome like Gordon.

SUMMARISING

- True
- False

NUMBER OF CORRECT ANSWERS

10



# DRAGON FEAST

If you want to feed a dragon,  
start with something hot,  
spicy prawns in vindaloo,  
the fiercest that you've got.  
They like all kinds of fiery food,  
red-hot chillies, pickled limes,  
sausages in mustard, peppered crab  
with toast burned fourteen times.  
Follow this with deep-fried mango  
in a flaming brandy sauce,  
and some of the very strongest mints  
to finish with, of course.

*Moira Andrew*

*Text sourced from: Classworks Literacy, Book 2, Blake Education*

**Read the text and shade a bubble or write an answer to each question.**

1 You need to feed a dragon food that

is \_\_\_\_\_.

IDENTIFYING DETAIL

2 What are two of the foods suggested in this poem?

IDENTIFYING DETAIL

① \_\_\_\_\_

② \_\_\_\_\_

3 What is vindaloo?

IDENTIFYING DETAIL

hot curry

vegetables

spicy rice

casserole

4 **The fiercest vindaloo means it is:**

MAKING CONNECTIONS

- dangerous
- very spicy
- boiling hot
- angry

5 **Red-hot chillies are:**

MAKING CONNECTIONS

- difficult to eat
- tasty
- sweet
- sour

6 **A lime is a type of:**

MAKING CONNECTIONS

- spice
- fruit
- vegetable
- sauce

7 **Dragons like to eat very burnt toast.**

IDENTIFYING DETAIL

- True
- False

8 **What is on the menu for the dragon's dessert?**

IDENTIFYING DETAIL

9 **Not many children will have eaten this dessert.**

PREDICTING

- True
- False

10 **What does the poem suggest the dragon should finish with?**

IDENTIFYING DETAIL

NUMBER OF CORRECT ANSWERS

10

# Addition and Subtraction Facts to 50

See how long it takes you to complete all of these or give yourself a set amount of time (say 5 mins) and see how many you can do.



$17 + 2 =$	$24 - 5 =$	$10 + 20 =$	$15 + 3 =$	$21 - 9 =$
$19 - 5 =$	$16 - 12 =$	$10 + 26 =$	$1 + 13 =$	$23 - 3 =$
$15 - 15 =$	$19 - 5 =$	$11 + 31 =$	$17 + 3 =$	$12 + 22 =$
$1 + 44 =$	$29 - 11 =$	$22 + 18 =$	$36 - 6 =$	$31 - 14 =$
$20 + 30 =$	$21 + 16 =$	$20 + 16 =$	$36 - 4 =$	$42 - 6 =$
$25 - 7 =$	$22 + 9 =$	$35 - 9 =$	$11 + 31 =$	$32 + 16 =$
$32 - 12 =$	$36 + 11 =$	$38 - 2 =$	$33 + 1 =$	$37 - 5 =$
$40 - 5 =$	$28 + 9 =$	$1 + 49 =$	$35 + 8 =$	$23 - 15 =$
$34 - 11 =$	$17 + 19 =$	$30 - 19 =$	$38 + 4 =$	$32 - 16 =$
$42 - 7 =$	$44 + 5 =$	$48 - 9 =$	$50 - 0 =$	$3 + 38 =$


# Patterns and rules – recording patterns in tables

We can record patterns by drawing them. Look at this growing pattern.



Stage 1




Stage 2









Stage 3

We can also record the same patterns in a table.






Stage	1	2	3
Number of 	2	4	6

1 Record each growing pattern in its table.

a

					
Stage	1	2	3	4	5
Number of 					

b

					
Stage	1	2	3	4	5
Number of 	4				

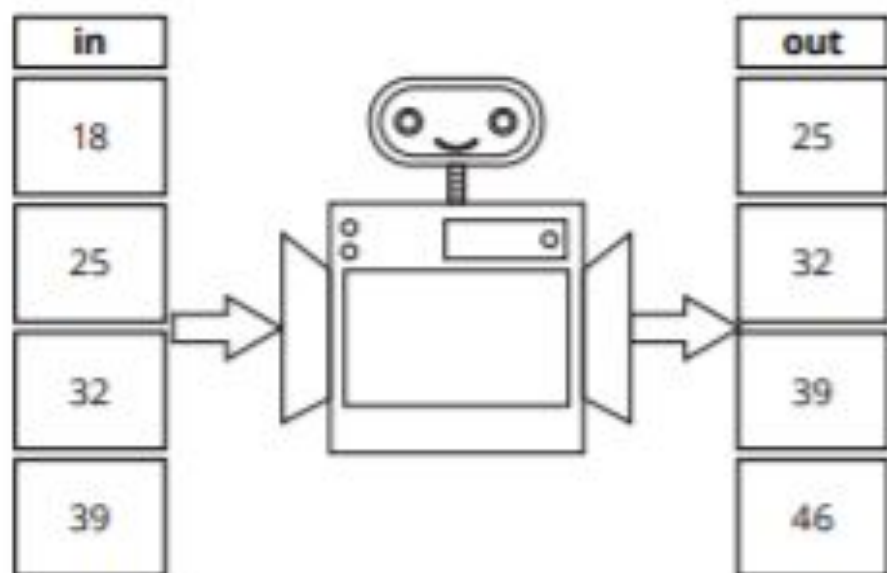
c Can you work out how many matchsticks would be in stage 5? Add it to the table and tell someone how you did it.

Name \_\_\_\_\_

Date \_\_\_\_\_

**Number Patterns (B)**

- ① Can you work out what the robot is doing in his tummy to change the numbers that go inside? Write the rule on his tummy.



- ② Work out the pattern, and then fill in the missing numbers in these number patterns.

a) 

3	5				13			19	
---	---	--	--	--	----	--	--	----	--

b) 

5	10			25	30			45	
---	----	--	--	----	----	--	--	----	--

c) 

100		80			50	40			10
-----	--	----	--	--	----	----	--	--	----

d) 

6			15	18			27		33
---	--	--	----	----	--	--	----	--	----

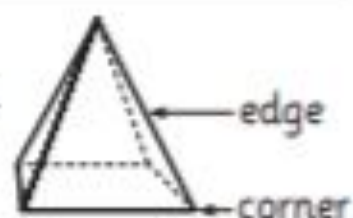
## 3D space – faces, edges and corners

**Edges** are formed when 2 **faces** meet.

**Corners** are formed when 2 or more edges meet.

This square pyramid has 5 **faces**.





It has 8 **edges** and 5 **corners**.



**You will need:**  a partner  classroom objects

### What to do:

Your task is to investigate the faces, edges and corners of some common classroom or household objects. Record the number of each to finish the fact files.

  
 faces  
 edges  
 corners  
 faces  
 edges  
 corners  
 face  
 edges  
 corners  
 faces  
 edges  
 corners

### What to do next:

Draw lines to join the objects with their matching solids below.



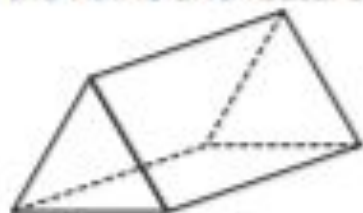


Name: \_\_\_\_\_

Date: \_\_\_\_\_

## 2D Shapes and 3D Objects

1. Write the name and features of these 3D objects.



Name: \_\_\_\_\_

faces

corners

edges

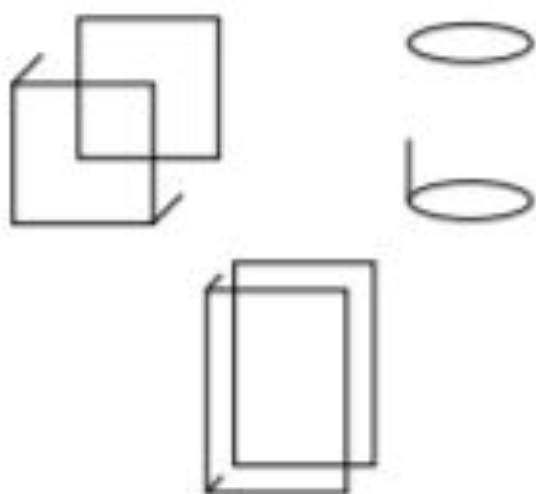
Name: \_\_\_\_\_

faces

corners

edges

2. Add lines to complete the 3D objects in the box below. Then draw any 2D shapes that could be linked to the 3D objects in the second box.



3. Add labels by writing the names of the 3D objects and 2D shapes.
4. Next to each object, write the number of corners.
5. List materials that you could use to make a model of a 3D object.

---



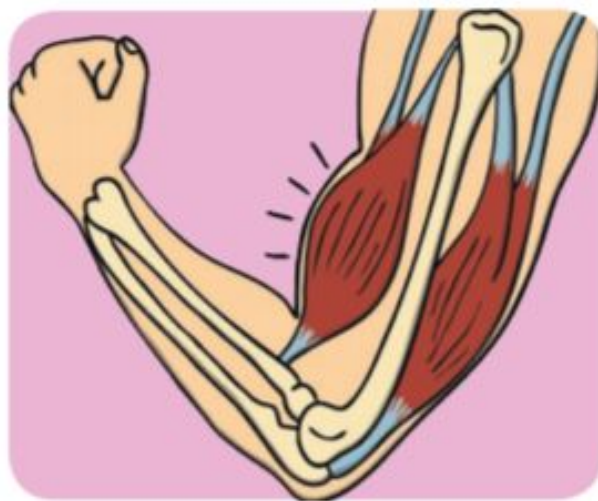
---



## Mindfulness Challenge Cards



Squeeze all of your muscles. Firstly, can you relax your hands, then shoulders, neck, tummy, legs, feet and lastly, toes?

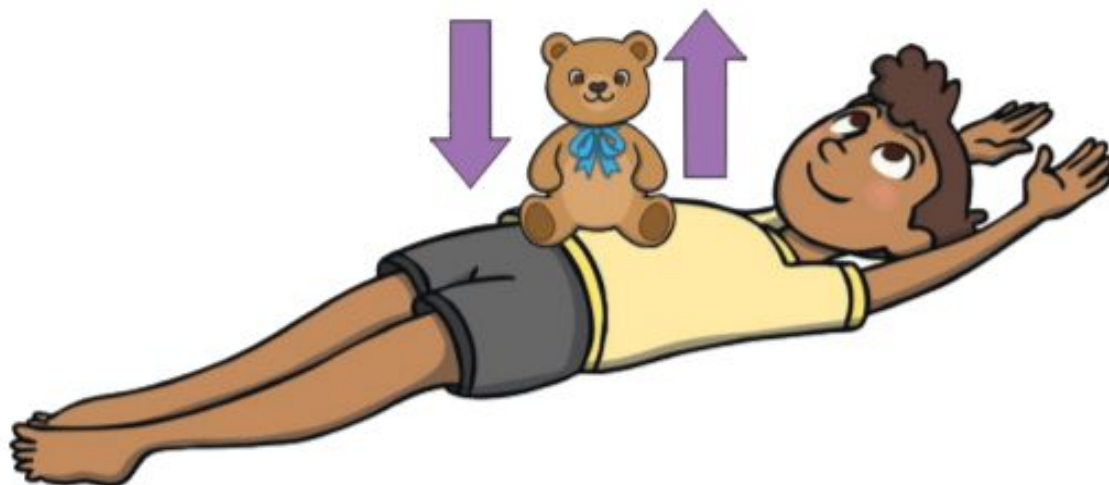


twinkl.com

## Mindfulness Challenge Cards



Lie down with a teddy on your tummy. Breathe in and out. How does teddy move?



twinkl.com



