

# Kindergarten: Work From Home Resources





# DAILY ACTIVITIES

<b><u>Mathletics tasks</u></b> New activities added daily	<b><u>Reading challenge</u></b> Read a book every day!	<b><u>Reading Eggs</u></b> New activities added daily.
<b><u>Good Morning Song</u></b> Wake up every morning and sing the following good morning song with your family: <a href="https://www.youtube.com/watch?v=CuI_p7a9VGs">https://www.youtube.com/watch?v=CuI_p7a9VGs</a>	<b><u>Jolly Phonics</u></b> Listen to the Jolly Phonics song daily. Learn the actions and songs of all the sounds and blends: <a href="https://www.youtube.com/watch?v=U2HYM9VXz9k">https://www.youtube.com/watch?v=U2HYM9VXz9k</a>	<b><u>Jolly Phonics</u></b> Choose a different sound/blend each day. Find as many items/objects around the house that begin with that sound/blend. Can you try and write a list of these words? <b>**Follow the Jolly Phonics order**</b>
<b><u>Tricky Words</u></b> Watch the Tricky Word Videos below: <a href="https://www.youtube.com/watch?v=TvMyssfAUx0">https://www.youtube.com/watch?v=TvMyssfAUx0</a> <a href="https://www.youtube.com/watch?v=R087IYrRpgY">https://www.youtube.com/watch?v=R087IYrRpgY</a> <a href="https://www.youtube.com/watch?v=3NOzgR1ANc4">https://www.youtube.com/watch?v=3NOzgR1ANc4</a> <a href="https://www.youtube.com/watch?v=ri4u0TjAZ38">https://www.youtube.com/watch?v=ri4u0TjAZ38</a>	<b><u>Tricky Words</u></b> Read and write all the tricky words that you know (use the tricky words checklist to help you).  <b>** (See attached Tricky Word sheet) **</b>	<b><u>Listen to some nursery rhymes:</u></b> <a href="https://www.youtube.com/watch?v=bt7-Hcy8JPs&amp;t=432s">https://www.youtube.com/watch?v=bt7-Hcy8JPs&amp;t=432s</a>  <a href="https://www.youtube.com/watch?v=RE29EUeJAb0">https://www.youtube.com/watch?v=RE29EUeJAb0</a>
<b><u>Fine Motor Skills</u></b> Complete a different Fine Motor activity listed on the following website each day: <a href="https://teaching2and3yearolds.com/55-ways-strengthen-fine-motor-skills-home/">https://teaching2and3yearolds.com/55-ways-strengthen-fine-motor-skills-home/</a>	<b><u>Fruit Skewers</u></b> Work on strengthening your hand-eye coordination, visual perception and fine motor skills by making a different fruit skewer to eat each day.  Help your parents; wash, cut and prepare the skewer.	<b><u>Cutting practice:</u></b> Find an old magazine/catalogue in your house and cut out as many different shapes that you can find. Make sure to hold the scissors correctly. Paste the shapes down on a piece of paper to create a shapes collage.
<b><u>Memory Maker</u></b> Select a photo from your photo gallery/camera roll or from an old photo album. Can you remember what exciting things happened that day? Write a sentence about it. Upload a photo to your Class Dojo Portfolio.	<b><u>Login Challenge</u></b> Learn how to login to Reading Eggs and Mathletics without any help! If you can, both on the computer and the iPad.	



## TRICKY WORD CHECKLIST

Can you read and write these words?

I	the	he	she	me	we
be	to	do	are	all	was

you	your	come	some	said	here
there	they	go	no	so	my

by	one	only	old	like	have
live	give	little	down	what	when

why	where	who	which	any	many
more	before		other	were	want
because					

saw	put	could	should	would	right
two	four	goes	does	made	their

once	upon	always	also	of	eight
love	cover	after	every	mother	father



# LITERACY ACTIVITIES

## Writing

Select a different household item, each day. Draw a picture of it. Can you write a sentence or two to describe what it looks like?

**\*\*Make sure you include a capital letter, finger spaces and full stops in each sentence.\*\***

Upload a photo to your Class Dojo Portfolio.

## Letters, CVC and Tricky Words

Use a baking tray filled with some salt to write the letters, blends, CVC and Tricky Words that you know. You could use flour or rice as a substitute.

## Zoo Excursion

Choose an animal and draw a picture of it. Write some sentences about what the animal looks like.

<https://www.zoo.org.au/animal-house>

Choose a different animal each day.

Upload a photo to your Class Dojo Portfolio.

## CVC Words

Play the following game: 'Hanging Monkeys' - A game where you need to match the picture with each CVC word:

[http://www.literactive.com/Download/live.asp?swf=story\\_files/hanging\\_monkeys\\_US.swf](http://www.literactive.com/Download/live.asp?swf=story_files/hanging_monkeys_US.swf)

## Letter formation:

Practice correct letter formation (including correct pencil grip).

Use the following website as a guide:

<http://resources.hwb.wales.gov.uk/VTC/ngfl/ngfl-flash/alphabet-eng/alphabet.htm>

## Picture Journal

Draw a series of pictures showing activities that you complete daily. Can you write a sentence to match your picture?

Upload a photo to your Class Dojo Portfolio.

## Tricky Word Chant:

Choose a Tricky Word and say it out loud.

### **Can you:**

- Spell it
- Shout it
- Whisper it
- Clap it
- Stomp it
- Cheer it
- Now write it

Upload a video of you completing this process onto your Class Dojo Portfolio.

How many words can you do this with today?

## Oral Storytelling:

Encourage your child to tell you a story.

Storytelling might be about:

- Your favourite toy
- Another family member
- Your favourite story
- A imaginary word
- Your favourite superhero
- Your favourite TV show/movie

**Writing:** Draw a picture of the story you just told.

Write a sentence to match your drawing.

Upload a photo of your work to your Class Dojo Portfolio.

## Memory Maker

Select a photo from your photo gallery/camera roll or from an old photo album. Can you remember what exciting things happened that day? Write a sentence about it.

Upload a photo to your Class Dojo Portfolio.



# MATHS ACTIVITIES

<p><b><u>Number Work</u></b> Practise writing your numbers from; 1-20, 1-50 then 1-100.</p> <p>1-20: <a href="https://www.youtube.com/watch?v=D0Ajq682yrA">https://www.youtube.com/watch?v=D0Ajq682yrA</a></p> <p>1-50: <a href="https://www.youtube.com/watch?v=YtNskltyA0E">https://www.youtube.com/watch?v=YtNskltyA0E</a></p> <p>1-100: <a href="https://www.youtube.com/watch?v=bGetqbqDVaA">https://www.youtube.com/watch?v=bGetqbqDVaA</a></p>	<p><b><u>Number Work</u></b> Learn to count by 2, 5 and 10.</p> <p>Count by 2: <a href="https://www.youtube.com/watch?v=OCxvNtrcDIIs">https://www.youtube.com/watch?v=OCxvNtrcDIIs</a></p> <p>Count by 5: <a href="https://www.youtube.com/watch?v=amxVL9KUmq8">https://www.youtube.com/watch?v=amxVL9KUmq8</a></p> <p>Count by 10: <a href="https://www.youtube.com/watch?v=W8CEOIAOGas">https://www.youtube.com/watch?v=W8CEOIAOGas</a></p>	<p><b><u>Counting Backwards</u></b> Practice counting backwards from 20 then 100. Counting backwards from 20: <a href="https://www.youtube.com/watch?v=srPkt4k_O8">https://www.youtube.com/watch?v=srPkt4k_O8</a></p> <p>Counting backwards from 100: <a href="https://www.youtube.com/watch?v=Ss-azuApvA0">https://www.youtube.com/watch?v=Ss-azuApvA0</a></p> <p>Wait until your mum takes all the washing off the lines. Count the amount of pegs she used.</p> <p>Can you return the pegs one by one and count backwards as you return them??</p>
<p><b><u>Number Work</u></b> Count up to today's date on the calendar using ordinal numbers. <a href="https://www.youtube.com/watch?v=0CWWNzprEQ4">https://www.youtube.com/watch?v=0CWWNzprEQ4</a></p>	<p><b><u>Days of the Week</u></b> Learn the Days of the Week by completing the following activity, each day: <a href="https://www.youtube.com/watch?v=mXMofxtDPUQ">https://www.youtube.com/watch?v=mXMofxtDPUQ</a></p>	<p><b><u>Area</u></b> Draw different sized shapes on a piece of paper. Use lego/blocks to fill the empty space.</p> <p>How many lego/block pieces did you need for each shape?</p>
<p><b><u>Weather</u></b> Listen to the following song: <a href="https://www.youtube.com/watch?v=rD6FRDd9Hew">https://www.youtube.com/watch?v=rD6FRDd9Hew</a></p> <p>Have a look outside. What's the weather like today? Draw a picture of the weather today and keep a tally for every day that you're at home. What type of weather occurs the most?</p>	<p><b><u>Patterns</u></b> Listen to the following song: <a href="https://www.youtube.com/watch?v=MBjixSx45-Q">https://www.youtube.com/watch?v=MBjixSx45-Q</a></p> <p>Make a pattern using different objects around the house.</p> <p>Challenge someone in your house to finish a pattern that you have started!</p>	<p><b><u>Position</u></b> <a href="https://www.youtube.com/watch?v=idJYhjGyWTU">https://www.youtube.com/watch?v=idJYhjGyWTU</a></p> <p>Get your favourite toy and place it somewhere around the house. Ask a family member to guess where the toy is using questions like, "Is it on top of the TV?" "Is it behind the chair?" "Is it under your bed?" If they guess it correctly, they get a point. Then they hide the toy and you have to guess.</p>



## OTHER ACTIVITIES

<p><b><u>Fitness challenge</u></b> Spell out your name and complete the activity listed for each letter.</p> <p><b><u>Day 1:</u></b> Spell your first name</p> <p><b><u>Day 2:</u></b> Spell your full name</p> <p><b><u>Day 3:</u></b> Include your middle name</p> <p><b><u>From day 3:</u></b> Spell out a different tricky word each day and complete the corresponding activities</p> <p style="text-align: center;"><b>** (See attached fitness activity) **</b></p>	<p><b><u>Fitness challenge</u></b> How many star jumps can you do in a minute? Keep track of your results on a chart to bring into school.</p>	<p><b><u>Laundry Basketball</u></b> Place your laundry basket in the middle of a room. Use a clean pair of rolled up socks and shoot the socks into the basket.</p> <p>Challenge your siblings or parents to see who shoots the most baskets.</p>
<p><b><u>Construction Challenge</u></b> Set up a table with materials your child can construct with. This could include but is not limited to things such as pegs, paddle pop sticks, cans, corks, blocks, boxes.</p>	<p><b><u>Musical Chairs / Statues</u></b> Play a game of musical chairs with your siblings/family.</p> <p>Play a game of musical statues.</p> <p style="text-align: center;"><b><u>**You can choose some Disney songs on Youtube to dance to**</u></b></p>	<p><b><u>Clean-up Race</u></b> Put on a song and make sure your room is cleaned up before the end of the song.</p> <p>Challenge your siblings or parents to see who finishes first.</p>
<p><b><u>Tie your shoes</u></b> If you don't know how to already, practice tying up your shoes.</p>	<p><b><u>Cosmic Kids Yoga</u></b> Complete some Cosmic Kids Yoga:</p> <p><a href="https://www.youtube.com/user/CosmicKidsYoga">https://www.youtube.com/user/CosmicKidsYoga</a></p>	<p><b><u>Drama</u></b> Play a game of charades with your family.</p> <p style="text-align: center;"><b>** (See attached some ideas for Charades) **</b></p>



# FITNESS CHALLENGE

## what's *Fit activity for kids* your name?

SPELL OUT YOUR FULL NAME AND COMPLETE THE ACTIVITY LISTED FOR EACH LETTER. FOR A GREATER CHALLENGE INCLUDE YOUR MIDDLE NAME & DO EACH ONE TWICE! FOR VARIETY YOU CAN USE A FAVORITE CHARACTER'S NAME OR A FAMILY MEMBER'S NAME.

**A** jump up & down 10 times

**B** spin around in a circle 5 times

**C** hop on one foot 5 times

**D** run to the nearest door and run back

**E** walk like a bear for a count of 5

**F** do 3 cartwheels

**G** do 10 jumping jacks

**H** hop like a frog 8 times

**I** balance on your left foot for a count of 10

**J** balance on your right foot for a count of 10

**K** march like a toy soldier for a count of 12

**L** pretend to jump rope for a count of 20

**M** do 3 somersaults

**N** pick up a ball without using your hands

**O** walk backwards 50 steps and skip back

**P** walk sideways 20 steps and hop back

**Q** crawl like a crab for a count of 10

**R** walk like a bear for a count of 5

**S** bend down and touch your toes 20 times

**T** pretend to pedal a bike with your hands for a count of 17

**U** roll a ball using only your head

**V** flap your arms like a bird 25 times

**W** pretend to ride a horse for a count of 15

**X** try and touch the clouds for a count of 15

**Y** walk on your knees for a count of 10

**Z** do 10 push-ups



# CHARADES



Act like you are a  
pig



Act like you are a  
rabbit



Act like you are  
sweeping the floor



Act like you are a  
horse



Act like you are a  
worm



Act like you are  
digging in the dirt



Act like you are a  
ballerina



Act like you are a  
firefighter



Act like you are a  
cat



Act like you are  
ice skating



Act like you are a  
teacher



Act like you are a  
dog



Act like you are  
blowing bubbles



Act like you are  
flying a kite



# STEM PROJECTS

You can choose any (or all) of the activities below to work on at home (parents feel free to help out!) but please share some progress (and finished) photos of your STEM project with your teacher through ClassDojo.

## STRONG BRIDGES

**Challenge:** Build a bridge out of straws that is strong enough to hold a plastic cup full of marbles.

**Suggested Materials:**  
sticky tape, straws,  
scissors, paper clips,  
rubber band



## WIND POWERED BOAT

**Challenge:** Build a boat that can float on water and can move when blown using a straw.


**Suggested Materials:**  
straws, paper, foil,  
masking tape,  
tooth picks, paddle pop  
sticks, plastic cups



## EGG CARRIER

**Challenge:** Carefully design and create an egg carrier. It must have a handle and the egg can't break. Can you carry it for 100 metres?

**Suggested Materials:**  
pipe cleaners,  
tissue paper, foil,  
cardboard



## HANGING BIRDFEEDER

**Challenge:** Design and build a birdfeeder. Make sure there is space for the bird to land and eat the seeds.

**Suggested Materials:**  
plastic bottle, paper plate,  
foil, string, masking tape,  
cardboard tubes, sticks,  
milk carton



## PENCIL BOX

**Challenge:** Build a box that will hold your pencils. The box must have a lid and handle. It must be strong enough to hold ten pencils from one side of the classroom to the other.

**Suggested Materials:**  
cardboard, masking tape,  
paddle pop sticks



## HOUSE OF CARDS

**Challenge:** Using one pack of playing cards, what is the tallest structure you can make?

**Materials:**  
pack of playing cards



## FOIL EIFFEL TOWERS

**Challenge:**  
Using a picture of  
the Eiffel tower, use  
foil to create a replica.

**Materials:**  
foil










## Optional Projects:

- Create a family tree
- Make a powerpoint/poster about your favourite animal, food or place
- Play board games with your family




## Websites Kindergarten




Name	Website	Summary
	<a href="https://www.storylineonline.net/">https://www.storylineonline.net/</a>	<p>Storyline Online, streams videos featuring celebrated actors reading children's books alongside creatively produced illustrations.</p>
	<a href="https://www.abcya.com/">https://www.abcya.com/</a>	<p>Educational games for all students in K-6, designed by parents and educators, who understand that children learn better if they are having fun. Games cover topics such as multiplication, parts of speech, typing, pattern recognition, etc.</p>
	<a href="https://pbskids.org/games/">https://pbskids.org/games/</a>	<p>A 360-degree approach towards learning and reaching children, PBS KIDS leverages the full spectrum of media and technology to build knowledge, critical thinking, imagination and curiosity.</p>
	<a href="https://toybox.tools.bbc.co.uk/activities/id/activity-dance-mat-typing/exitGameUrl/http%3A%2F%2Fwww.bbc.co.uk%2Fguides%2Fz3c6tfr">https://toybox.tools.bbc.co.uk/activities/id/activity-dance-mat-typing/exitGameUrl/http%3A%2F%2Fwww.bbc.co.uk%2Fguides%2Fz3c6tfr</a>	<p>Dance Mat Typing is an introduction to touch typing for children. There are four levels to play, each divided into three stages.</p>
	<a href="https://www.starfall.com/h/index-kindergarten.php">https://www.starfall.com/h/index-kindergarten.php</a>	<p>Children delight as they see, hear, and interact with letters and sounds in words, sentences, and games. They learn to recognise letters while developing the skills they need to become confident readers. All children, especially English language learners, benefit.</p>
	<a href="https://www.zoo.org.au/animal-house">https://www.zoo.org.au/animal-house</a>	<p>Live stream cameras from Melbourne Zoo and Werribee Open Range Zoo, so you can enjoy the zoo from anywhere.</p>
	<a href="https://www.gonoodle.com/">https://www.gonoodle.com/</a>	<p>Movement Powers Change! GoNoodle engages 14 million kids every month with movement and mindfulness videos created by child development experts. Available for free at school, home, and everywhere kids are!</p>
<p>Scholastic Learn at home</p> 	<a href="https://classroommagazines.scholastic.com/support/learnathome/grades-prek-k.html">https://classroommagazines.scholastic.com/support/learnathome/grades-prek-k.html</a>	<p>Every day includes four separate learning experiences, each built around a thrilling, meaningful story or video.</p>



## Youtube Channels Kindergarten

	<a href="https://www.youtube.com/user/CosmicKidsYoga">https://www.youtube.com/user/CosmicKidsYoga</a>	<p>Yoga, mindfulness and relaxation designed specially for kids aged 3+, used in schools and homes all over the world.</p>
<p><b>Alphablocks</b></p>  <p>Alphablocks - Rhyming Words   Learn to Read</p>	<p><a href="https://www.youtube.com/channel/UC_qs3c0ehDvZkbiEbOj6Drq">https://www.youtube.com/channel/UC_qs3c0ehDvZkbiEbOj6Drq</a></p>	<p>Alphablocks is helping hundreds of thousands of children learn to read. The Alphablocks are 26 living letters who discover that whenever they hold hands and make a word, something magical happens. Learn to read and spell easy, intermediate and hard words with the phonetic spelling.</p>
<p><b>Jack Hartman</b></p>  <p>Let's Learn About The Alphabet</p>	<p><a href="https://www.youtube.com/playlist?list=PLQK2XIU9C2iDCtoZQ9Jnkkk0Vkp9jQw">https://www.youtube.com/playlist?list=PLQK2XIU9C2iDCtoZQ9Jnkkk0Vkp9jQw</a></p>	<p>This collection of Alphabet songs is a powerful tool to help children become successful readers. Each of our Alphabet songs includes alphabet recognition, one to one letter sound correspondence, upper and lowercase letter formation, and more.</p>
<p><b>Numberblocks</b></p>  <p>Numberblocks - Learn to Count   Maths for Kids</p>	<p><a href="https://www.youtube.com/playlist?list=PL9swKX1PviEr3MEg7z8hcb5bN0Mi0q674">https://www.youtube.com/playlist?list=PL9swKX1PviEr3MEg7z8hcb5bN0Mi0q674</a></p>	<p>We are the Numberblocks! Little blocks with big ideas, having a ton of number fun. Learn how to add, subtract and count in a fun and educational way! In this educational CBeebies cartoon for kids, children can learn how to count with basic maths sums, using addition and subtraction with singular blocks that join together to make increasingly bigger numbers.</p>

## Free Apps Kindergarten

	<p>Lightbot: Code Hour</p>	<p>Lightbot : Code Hour is a programming puzzle game- a game whose game mechanics require using programming logic to solve levels. This short teaser is meant to introduce players to programming who may have little to no experience.</p>
	<p>Partners in Rhyme- Rhyming for Phonemic Awareness</p>	<p>Partners in Rhyme helps children have fun through rhyme. It helps young children come to understand that words are composed of separate sounds, called phonemes. Eventually, they will see that these sounds are paired with letters and can be used to make words.</p>
	<p>Phonemic Awareness Bubbles</p>	<p>The purpose of PHONEMIC AWARENESS BUBBLES is to help build foundational reading skills for your child. This app helps your child develop their ability to listen for and discern sounds at the beginning of words. By practicing and mastering the games in this app, your child can develop neural pathways in their brain relating to sound recognition.</p>