



Daily Activities for Stage 2



<u>Monday</u>	<u>Tuesday</u>	<u>Wednesday</u>	<u>Thursday</u>	<u>Friday</u>
<input type="checkbox"/> LCWC of spelling words <input type="checkbox"/> Pick 1 activity from the word grid for your spelling words. <input type="checkbox"/> Reading Eggspress online <input type="checkbox"/> Athletics tasks <input type="checkbox"/> 15 minutes of silent reading <input type="checkbox"/> Write in your reading log <input type="checkbox"/> Booklet Activity: <input type="checkbox"/> Timestables <input type="checkbox"/> Comprehension <input type="checkbox"/> Fitness Challenge: <input type="checkbox"/> Using the <i>What's Your Name?</i> fitness challenge, choose 5 spelling words to spell out	<input type="checkbox"/> LCWC of spelling words <input type="checkbox"/> Pick 1 activity from the word grid for your spelling words. <input type="checkbox"/> Reading Eggspress online <input type="checkbox"/> Athletics tasks <input type="checkbox"/> 15 minutes of silent reading <input type="checkbox"/> Write in your reading log <input type="checkbox"/> Google Classroom <input type="checkbox"/> Writing Activity <input type="checkbox"/> Fitness Challenge: <input type="checkbox"/> Do 25 lunges on each leg	<input type="checkbox"/> LCWC of spelling words <input type="checkbox"/> Pick 1 activity from the word grid for your spelling words. <input type="checkbox"/> Reading Eggspress online <input type="checkbox"/> Athletics tasks <input type="checkbox"/> 15 minutes of silent reading <input type="checkbox"/> Write in your reading log <input type="checkbox"/> Booklet Activity: <input type="checkbox"/> Timestables <input type="checkbox"/> Grammar <input type="checkbox"/> <i>Geography</i> - Great Barrier Reef <input type="checkbox"/> Fitness Challenge: <input type="checkbox"/> Do 15 sit ups	<input type="checkbox"/> LCWC of spelling words <input type="checkbox"/> Pick 1 activity from the word grid for your spelling words. <input type="checkbox"/> Reading Eggspress online <input type="checkbox"/> Athletics tasks <input type="checkbox"/> 15 minutes of silent reading <input type="checkbox"/> Write in your reading log <input type="checkbox"/> Google Classroom <input type="checkbox"/> Writing Activity <input type="checkbox"/> Fitness Challenge: <input type="checkbox"/> Jog on the spot for 2 minutes	<input type="checkbox"/> LCWC of spelling words <input type="checkbox"/> Pick 1 activity from the word grid for your spelling words. <input type="checkbox"/> Reading Eggspress online <input type="checkbox"/> Athletics tasks <input type="checkbox"/> 15 minutes of silent reading <input type="checkbox"/> Write in your reading log <input type="checkbox"/> Booklet Activity: <input type="checkbox"/> Timestables <input type="checkbox"/> Editing Activity <input type="checkbox"/> Fitness Challenge: <input type="checkbox"/> <i>What's Your Name?</i> fitness challenge <input type="checkbox"/> Make sure all work is finished to submit



Important Websites

Stage 2



Website	Activity
<p>Google Classroom https://portal.det.nsw.edu.au/ -> Learning -> G Suite (Google Apps for Education) -> Classroom (Login Instructions attached)</p>	<ul style="list-style-type: none">• Access all work posted by class teacher• New videos posted daily• Work to be turned in through Google Classroom• Complete Book Journal/Reading Log daily after silent reading
<p>Reading Eggs www.readingeggs.com.au</p>	<ul style="list-style-type: none">• Weekly Reading Eggspress Spelling• Reading books
<p>Mathletics https://www.mathletics.com/au/</p>	<ul style="list-style-type: none">• Mathletics tasks posted weekly
<p>Studyladder https://www.studyladder.com.au/</p>	<ul style="list-style-type: none">• New tasks added weekly

Extra Websites for Stage 2:

These are **approved** websites can be used as **breaks** for students or as extra activities:

- <https://www.abc.net.au/btn/classroom/> (new episode weekly)
- <https://play.prodigygame.com/>
- <https://freerice.com/>
- <https://scratch.mit.edu/projects/editor/?tutorial=all>
- <https://www.storylineonline.net/>
- www.kidsnews.com.au
- <https://www.bbc.co.uk/bitesize/topics/zf2f9j6/articles/z3c6tfr> (typing practice)



Step 1:

In a browser, go to the det portal website:
(portal.det.nsw.edu.au)

NSW DEPARTMENT OF EDUCATION

Login with your DoE account

User ID

Enter your user ID

Example: jane.citizen1

Password

Enter your password

Log in

[Forgot your password?](#)

Step 2:

Use my login:
DET Login & Password

Login with your DoE account

User ID

Enter your user ID

Example: jane.citizen1


Password

Enter your password

Log in

Step 3:

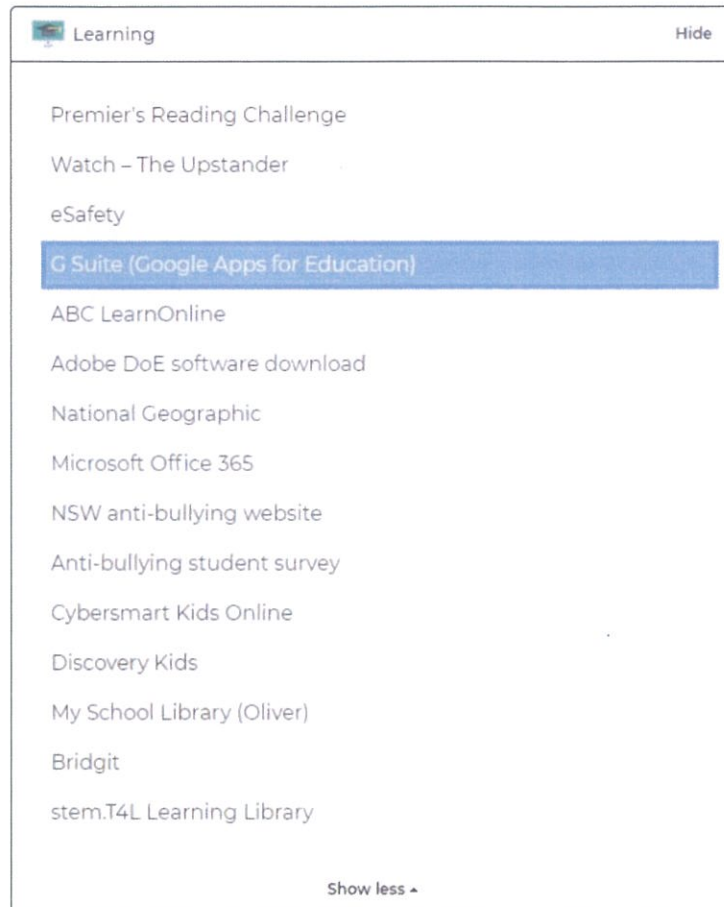
Scroll down and find *learning* and then click on show more.

 Learning	Hide
<p>Premier's Reading Challenge</p> <p>Watch – The Upstander</p> <p>eSafety</p> <p>Show more ▼</p>	



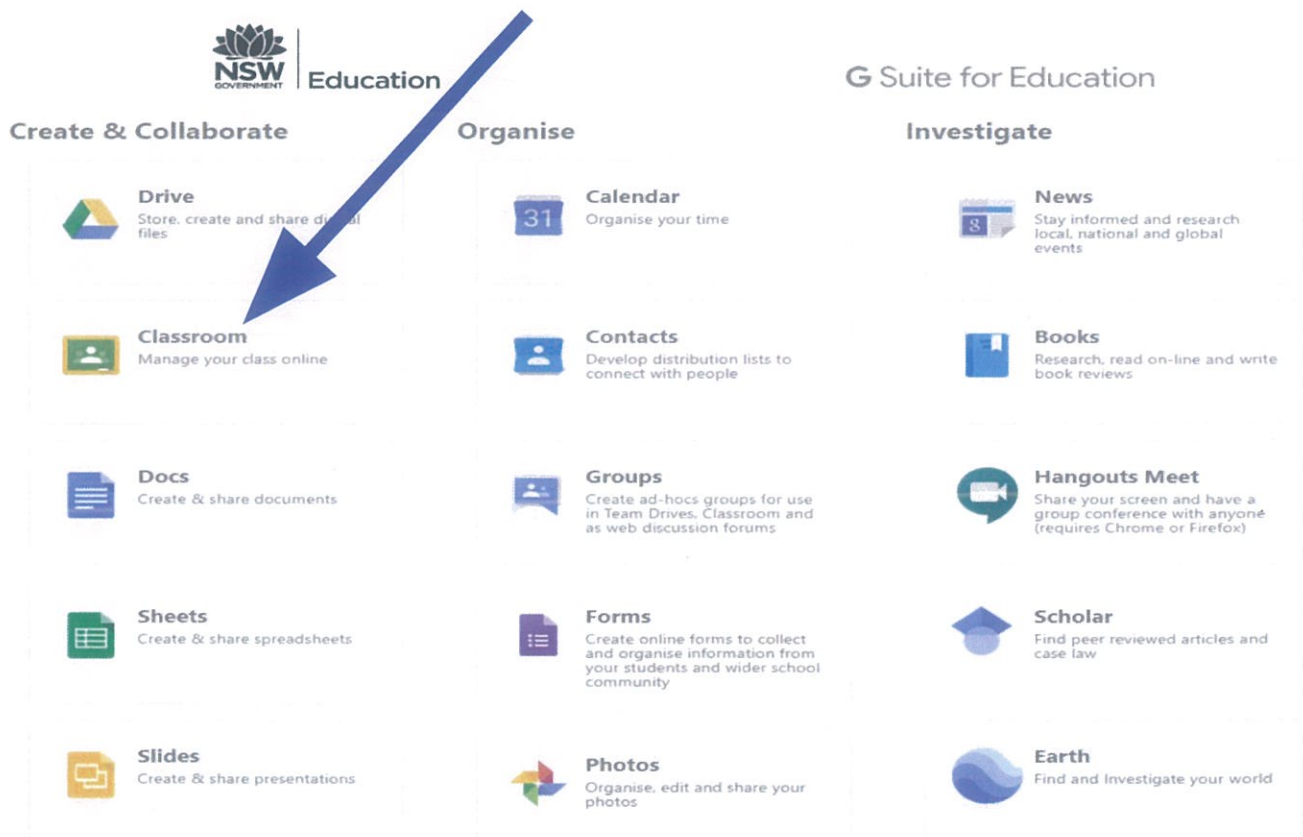
Step 4:

Click on G Suite (Google Apps for Education)



Step 5:

Click on Classroom:



what's your name? Fit activity for kids

SPELL OUT YOUR FULL NAME AND COMPLETE THE ACTIVITY LISTED FOR EACH LETTER. FOR A GREATER CHALLENGE INCLUDE YOUR MIDDLE NAME & DO EACH ONE TWICE! FOR VARIETY YOU CAN USE A FAVORITE CHARACTER'S NAME OR A FAMILY MEMBER'S NAME

- | | |
|---|--|
| A jump up & down 10 times | N pick up a ball without using your hands |
| B spin around in a circle 5 times | O walk backwards 50 steps and skip back |
| C hop on one foot 5 times | P walk sideways 20 steps and hop back |
| D run to the nearest door and run back | Q crawl like a crab for a count of 10 |
| E walk like a bear for a count of 5 | R walk like a bear for a count of 5 |
| F do 3 cartwheels | S bend down and touch your toes 20 times |
| G do 10 jumping jacks | T pretend to pedal a bike with your hands for a count of 17 |
| H hop like a frog 8 times | U roll a ball using only your head |
| I balance on your left foot for a count of 10 | V flap your arms like a bird 25 times |
| J balance on your right foot for a count of 10 | W pretend to ride a horse for a count of 15 |
| K march like a toy soldier for a count of 12 | X try and touch the clouds for a count of 15 |
| L pretend to jump rope for a count of 20 | Y walk on your knees for a count of 10 |
| M do 3 somersaults | Z do 10 push-ups |

Look, Cover, Write & Check!

Ask an adult to write your words into the first column.

[illegible]

Word Work Grid

Complete each of the activities in this grid. Write the date you completed each activity on the line provided.

<p>Syllable Sort Write your spelling words in order from the least amount of syllables to the most. Words with the same number of syllables should be in alphabetical order.</p> <p>Date: _____</p>	<p>Odd One Out For each of your spelling words, write four words. One is your spelling word, two relate to your spelling word and one is the odd word out that doesn't fit with the other two.</p> <p>Date: _____</p>	<p>Wacky Words On a sheet of paper, write your spelling words in different directions, filling up the whole sheet. Use different colours and types of writing for each word.</p> <p>Date: _____</p>	<p>Word Detective Write three clues about each of your spelling words. Ask someone to try to guess your spelling words using your clues.</p> <p>Date: _____</p>	<p>Digging in the Dictionary Use a dictionary to find the definition and write a sentence for each of your spelling words.</p> <p>Date: _____</p>
<p>Rhyming Wheels Think of as many words as you can that rhyme with your spelling words.</p> <p>Date: _____</p>	<p>Alliteration Write a sentence for each of your spelling words using as much alliteration as possible.</p> <p>Date: _____</p>	<p>Sentence Smart Write a sentence for each of your spelling words.</p> <p>Date: _____</p>	<p>Story Time Write a story using as many of your spelling words as you can. Underline each of your spelling words.</p> <p>Date: _____</p>	<p>Sort Them Out Sort the words on your spelling list into three different categories of your choice.</p> <p>Date: _____</p>
<p>Word Search Create your own word search using all the words on your spelling list.</p> <p>Date: _____</p>	<p>Handwriting Hero Write out your spelling words in your very best cursive hand writing.</p> <p>Date: _____</p>	<p>Letter Lingo Write a letter to a friend. Use as many spelling words in your letter as you can.</p> <p>Date: _____</p>	<p>Words Within Words Make a list of as many smaller words as you can find from your spelling list.</p> <p>Date: _____</p>	<p>Code Breaker Use the code guide to make a code for each of your spelling words.</p> <p>Date: _____</p>

Digging in the Dictionary

Write your spelling word in the first column, the definition from the dictionary in the second column and the word in a sentence in the third column.

Spelling Word	Definition	Sentence

Code Breaker

Write the numbers under each letter in your spelling word. Ask a partner to try and crack your code.

a	b	c	d	e	f	g	h	i	j	k	l	m
1	2	3	4	5	6	7	8	9	10	11	12	13

n	o	p	q	r	s	t	u	v	w	x	y	z
14	15	16	17	18	19	20	21	22	23	24	25	26

Code	Spelling Word
12, 9, 20, 20, 12, 5	little

Name:


Mixed times tables (1x-10x)
Mixed times tables (1x-10x)

- | | | | |
|---------------------|---------------------|---------------------|---------------------|
| 1) $10 \times 5 =$ | 26) $8 \times 2 =$ | 51) $10 \times 3 =$ | 76) $8 \times 6 =$ |
| 2) $3 \times 4 =$ | 27) $7 \times 3 =$ | 52) $5 \times 6 =$ | 77) $9 \times 9 =$ |
| 3) $6 \times 2 =$ | 28) $7 \times 6 =$ | 53) $9 \times 9 =$ | 78) $9 \times 7 =$ |
| 4) $9 \times 5 =$ | 29) $10 \times 9 =$ | 54) $3 \times 8 =$ | 79) $2 \times 2 =$ |
| 5) $7 \times 8 =$ | 30) $6 \times 6 =$ | 55) $7 \times 5 =$ | 80) $4 \times 9 =$ |
| 6) $9 \times 9 =$ | 31) $2 \times 5 =$ | 56) $4 \times 5 =$ | 81) $8 \times 9 =$ |
| 7) $2 \times 10 =$ | 32) $8 \times 9 =$ | 57) $2 \times 10 =$ | 82) $8 \times 8 =$ |
| 8) $4 \times 9 =$ | 33) $6 \times 4 =$ | 58) $10 \times 5 =$ | 83) $7 \times 8 =$ |
| 9) $6 \times 2 =$ | 34) $6 \times 8 =$ | 59) $9 \times 8 =$ | 84) $7 \times 9 =$ |
| 10) $8 \times 6 =$ | 35) $2 \times 10 =$ | 60) $8 \times 5 =$ | 85) $3 \times 7 =$ |
| 11) $3 \times 7 =$ | 36) $5 \times 4 =$ | 61) $4 \times 4 =$ | 86) $6 \times 7 =$ |
| 12) $7 \times 6 =$ | 37) $9 \times 3 =$ | 62) $9 \times 9 =$ | 87) $5 \times 2 =$ |
| 13) $5 \times 4 =$ | 38) $2 \times 8 =$ | 63) $10 \times 7 =$ | 88) $6 \times 5 =$ |
| 14) $3 \times 7 =$ | 39) $8 \times 7 =$ | 64) $8 \times 6 =$ | 89) $4 \times 8 =$ |
| 15) $2 \times 3 =$ | 40) $7 \times 5 =$ | 65) $3 \times 3 =$ | 90) $3 \times 2 =$ |
| 16) $8 \times 9 =$ | 41) $5 \times 5 =$ | 66) $5 \times 2 =$ | 91) $5 \times 3 =$ |
| 17) $8 \times 5 =$ | 42) $4 \times 7 =$ | 67) $3 \times 4 =$ | 92) $8 \times 10 =$ |
| 18) $10 \times 2 =$ | 43) $6 \times 10 =$ | 68) $9 \times 9 =$ | 93) $5 \times 8 =$ |
| 19) $3 \times 4 =$ | 44) $5 \times 3 =$ | 69) $3 \times 9 =$ | 94) $10 \times 6 =$ |
| 20) $2 \times 4 =$ | 45) $2 \times 2 =$ | 70) $3 \times 7 =$ | 95) $4 \times 6 =$ |
| 21) $7 \times 8 =$ | 46) $10 \times 7 =$ | 71) $6 \times 9 =$ | 96) $10 \times 5 =$ |
| 22) $8 \times 5 =$ | 47) $2 \times 8 =$ | 72) $9 \times 9 =$ | 97) $10 \times 7 =$ |
| 23) $3 \times 6 =$ | 48) $8 \times 8 =$ | 73) $3 \times 7 =$ | 98) $10 \times 4 =$ |
| 24) $10 \times 2 =$ | 49) $8 \times 8 =$ | 74) $5 \times 9 =$ | 99) $5 \times 2 =$ |
| 25) $8 \times 4 =$ | 50) $6 \times 6 =$ | 75) $5 \times 2 =$ | 100) $2 \times 6 =$ |

SPECIES SNAPSHOT

Naked Mole Rat

Mammals give birth to live young, produce milk for their babies, have hair and are warm-blooded – right? Well... while most mammals have these features, there are some exceptions. Introducing... the naked mole rat! It may not be the most attractive critter you've ever seen, but it has some unique characteristics.



DESCRIPTION

An adult naked mole rat is about 7–13 centimetres long and weighs 35 grams (about the same as a teaspoon of yoghurt). It has extremely wrinkly, pinkish skin with very little hair. The few hairs it has do not keep the mole rat warm. Instead, the hairs act like whiskers, helping the mole rat sense its environment.

Naked mole rats find it hard to maintain a steady body temperature. This means they are not true warm-blooded animals. They often rest together in piles to keep warm.

Perhaps the mole rat's most noticeable feature is its long front teeth, which resemble mini chopsticks. Not only do the teeth look like chopsticks, but each tooth can also be moved separately – in the same way chopsticks move! The teeth are actually *outside* the mole rat's mouth. Because these amazing animals

use their teeth to dig tunnels, their lips close behind the teeth so they don't end up with a mouthful of dirt when digging.

Most rodents of this size live for around 4–6 years. Naked mole rats can live for more than 30 years!

HABITAT

Naked mole rats spend their lives underground in semi-arid areas of Kenya, Ethiopia and Somalia.

Their burrows are complicated but well-organised. Special chambers, like rooms in a house, are connected by tunnels. The chambers include the feeding chamber where food is stored, the nesting chamber where the pups (babies) are cared for, and a toilet chamber – we can all guess what happens there!

Litter size varies greatly in mammals. The average litter of naked mole rats is about 15 pups, but some mothers can have a whopping 30 pups in one litter! Among mammals, that is one of the largest litters of all.

DIET

Naked mole rats eat tubers, which are the underground parts of plants. Sometimes, these tubers are as big as pumpkins. As well as being a food source, the tubers 'hydrate' the mole rats, which means they provide the rats with water.

BEHAVIOUR


One unusual aspect of naked mole rat behaviour is that they live in colonies – in much the same way as bees and ants. The average colony has about 75 members (although there can be as many as 300) and is ruled by a queen.

Naked mole rats are experts at working cooperatively. Together, they dig tunnels, find food, help look after the pups, and groom and feed the queen.



DON'T JUDGE A BOOK BY ITS COVER!

While the naked mole rat is not a cute animal, it is fascinating to study. Many aspects of its life are not what we would expect to see in a mammal. Scientists are interested in studying why these incredible creatures rarely get cancer, why they live so long, and why they show few signs of getting old. Perhaps we still have much to learn from these crinkly, funny looking little bundles!



Name: _____

Date: _____

Naked Mole Rat

Questions

1. List 3 facts that you were amazed to learn about the naked mole rat.

2. The naked mole rat is a rodent. Name four other rodents.

3. Are naked mole rats herbivores or carnivores?

4. What features of this animal make it well suited to living underground?

5. Naked mole rats have one of the largest litter sizes of any mammal.
Research the average number of offspring born at one time to each of the following mammals:

- grizzly bear: _____
- dog: _____
- pig: _____
- humpback whale: _____



Name:

Mixed times tables (1x-10x)
Mixed times tables (1x-10x)

- | | | | |
|---------------------|---------------------|---------------------|---------------------|
| 1) $10 \times 5 =$ | 26) $8 \times 2 =$ | 51) $10 \times 3 =$ | 76) $8 \times 6 =$ |
| 2) $3 \times 4 =$ | 27) $7 \times 3 =$ | 52) $5 \times 6 =$ | 77) $9 \times 9 =$ |
| 3) $6 \times 2 =$ | 28) $7 \times 6 =$ | 53) $9 \times 9 =$ | 78) $9 \times 7 =$ |
| 4) $9 \times 5 =$ | 29) $10 \times 9 =$ | 54) $3 \times 8 =$ | 79) $2 \times 2 =$ |
| 5) $7 \times 8 =$ | 30) $6 \times 6 =$ | 55) $7 \times 5 =$ | 80) $4 \times 9 =$ |
| 6) $9 \times 9 =$ | 31) $2 \times 5 =$ | 56) $4 \times 5 =$ | 81) $8 \times 9 =$ |
| 7) $2 \times 10 =$ | 32) $8 \times 9 =$ | 57) $2 \times 10 =$ | 82) $8 \times 8 =$ |
| 8) $4 \times 9 =$ | 33) $6 \times 4 =$ | 58) $10 \times 5 =$ | 83) $7 \times 8 =$ |
| 9) $6 \times 2 =$ | 34) $6 \times 8 =$ | 59) $9 \times 8 =$ | 84) $7 \times 9 =$ |
| 10) $8 \times 6 =$ | 35) $2 \times 10 =$ | 60) $8 \times 5 =$ | 85) $3 \times 7 =$ |
| 11) $3 \times 7 =$ | 36) $5 \times 4 =$ | 61) $4 \times 4 =$ | 86) $6 \times 7 =$ |
| 12) $7 \times 6 =$ | 37) $9 \times 3 =$ | 62) $9 \times 9 =$ | 87) $5 \times 2 =$ |
| 13) $5 \times 4 =$ | 38) $2 \times 8 =$ | 63) $10 \times 7 =$ | 88) $6 \times 5 =$ |
| 14) $3 \times 7 =$ | 39) $8 \times 7 =$ | 64) $8 \times 6 =$ | 89) $4 \times 8 =$ |
| 15) $2 \times 3 =$ | 40) $7 \times 5 =$ | 65) $3 \times 3 =$ | 90) $3 \times 2 =$ |
| 16) $8 \times 9 =$ | 41) $5 \times 5 =$ | 66) $5 \times 2 =$ | 91) $5 \times 3 =$ |
| 17) $8 \times 5 =$ | 42) $4 \times 7 =$ | 67) $3 \times 4 =$ | 92) $8 \times 10 =$ |
| 18) $10 \times 2 =$ | 43) $6 \times 10 =$ | 68) $9 \times 9 =$ | 93) $5 \times 8 =$ |
| 19) $3 \times 4 =$ | 44) $5 \times 3 =$ | 69) $3 \times 9 =$ | 94) $10 \times 6 =$ |
| 20) $2 \times 4 =$ | 45) $2 \times 2 =$ | 70) $3 \times 7 =$ | 95) $4 \times 6 =$ |
| 21) $7 \times 8 =$ | 46) $10 \times 7 =$ | 71) $6 \times 9 =$ | 96) $10 \times 5 =$ |
| 22) $8 \times 5 =$ | 47) $2 \times 8 =$ | 72) $9 \times 9 =$ | 97) $10 \times 7 =$ |
| 23) $3 \times 6 =$ | 48) $8 \times 8 =$ | 73) $3 \times 7 =$ | 98) $10 \times 4 =$ |
| 24) $10 \times 2 =$ | 49) $8 \times 8 =$ | 74) $5 \times 9 =$ | 99) $5 \times 2 =$ |
| 25) $8 \times 4 =$ | 50) $6 \times 6 =$ | 75) $5 \times 2 =$ | 100) $2 \times 6 =$ |

Name: _____

Date: _____

Fix It Up – Basic Punctuation

The following sentences need corrections. Make edits and then rewrite the text.

1.

the swimmer nervously stepped up to the starting position he checked his swimming cap adjusted his goggles and took three deep breaths

**5
Errors**

2.

we went to the eiffel tower when we were in paris it was very tall and had great views from the top it took over two years to build.

**8
Errors**

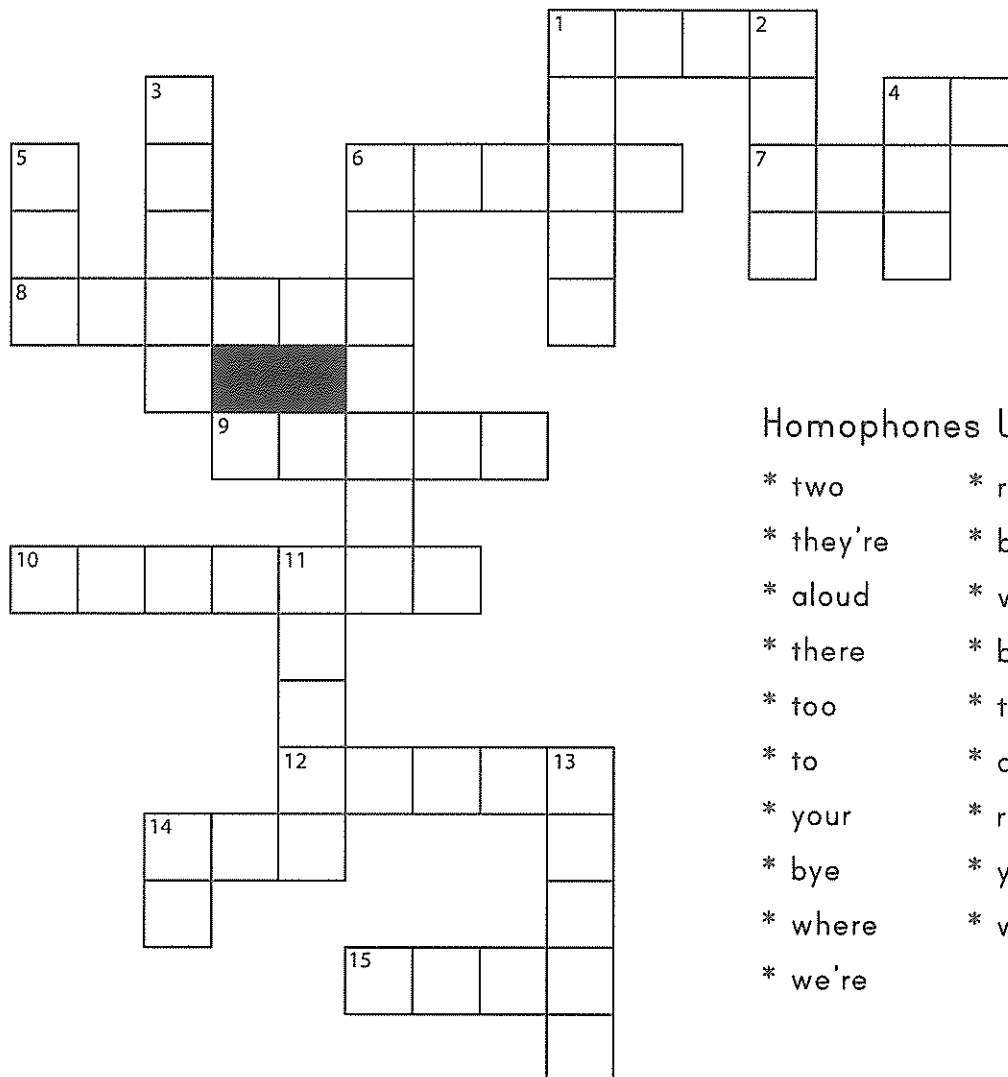
3.

emperor penguins live in antarctica they keep each other warm by bunching together in a huddle to shield themselves from the cold wind

**5
Errors**



HOMOPHONES CROSSWORD



Homophones Used

- | | |
|-----------|-----------|
| * two | * right |
| * they're | * buy |
| * aloud | * write |
| * there | * by |
| * too | * their |
| * to | * allowed |
| * your | * rite |
| * bye | * you're |
| * where | * wear |
| * we're | |

ACROSS CLUES

1. You need to _____ a hat when you are out in the sun. (4)
4. I'm coming _____ your party on the weekend. (2)
6. The parents were very proud of _____ daughter on her graduation. (5)
7. The _____ boys made a great duo. (3)
8. _____ going to be very happy with your science mark. (6)
9. "_____ going out to lunch," said the girl excitedly. (5)
10. We weren't _____ to go out and play until we had cleaned our rooms. (7)
12. You go to the end of the street and then turn _____. (5)
14. It was hard to say _____ to such a good friend for so long. (3)
15. Let's have a sleepover at _____ house. (4)

DOWN CLUES

1. I'm going to _____ a novel when I finish school. (5)
2. Starting school is a _____ of passage. (4)
3. I was surprised when the teacher asked me to read my work _____ to the class. (5)
4. The weatherman said it would be _____ dangerous to go out in the storm. (3)
5. I still need to _____ you a birthday present. (3)
6. _____ going to dinner at their grandparents' house. (7)
11. I don't know _____ I'm going. (5)
13. _____ are so many places to go shopping in my suburb. (5)
14. My favourite book is written _____ an American author. (2)

Great Barrier Reef, Ningaloo Reef and Shark Bay Information Sheet


Read this information sheet before answering the comprehension questions.

Great Barrier Reef

- The Great Barrier Reef is located off Queensland's coast, in the Coral Sea.
- It is the world's largest coral reef system, stretching over 2000km.
- The Great Barrier Reef is listed a World Heritage Site due to its environmental importance and unique natural attributes.
- Over 1600 species of fish, 5000 types of mollusc, 125 species of shark and stingray can be found as part of the Great Barrier Reef's diverse wildlife, as well as 30 types of whale, dolphin, porpoise and dugong.
- Visitors to the Great Barrier Reef can swim, snorkel, dive, sail, fish in designated areas and take scenic flights.

Ningaloo Reef and Shark Bay

- Ningaloo Reef and Shark Bay are located on the north-west coastal region of Western Australia and both are listed as World Heritage Sites.
- Ningaloo Reef stretches 260km and is home to a variety of marine wildlife, including whale sharks and manta rays.
- Shark Bay has exceptional natural features, including diverse seagrass beds and stromatolites (deposits that are said to be the oldest lifeforms on Earth).
- Visitors to Ningaloo Reef and Shark Bay can snorkel, dive, sail, watch wildlife and camp.



Comprehension Questions

Read the information sheet on the Great Barrier Reef, Ningaloo Reef and Shark Bay and answer the following questions.

1. Where in Australia would you find the Great Barrier Reef?

2. Off the coast of which state would you find Ningaloo Reef and Shark Bay?

3. Fill in the blanks:

The Great Barrier Reef, Ningaloo Reef and Shark Bay are all

W_____ H_____ S_____.


4. The Great Barrier Reef is the world's longest reef system stretching over 2000km. How long is Ningaloo Reef?

5. What kinds of marine life would you find at the Great Barrier Reef and Ningaloo Reef? Name five.

6. Which two exceptional natural features would you find at Shark Bay?


7. What are two activities that you can do at the Great Barrier Reef and Ningaloo Reef?

8. What is an interesting fact you learned about the Great Barrier Reef?



9. What is an interesting fact you learned about Ningaloo Reef and Shark Bay?

10. Which one would you prefer to visit and why?



Name: _____

Times tables (missing number - division preparation)

Times tables (missing number - division preparation)

- | | | | |
|---------------------------------------|---------------------------------------|---------------------------------------|--|
| 1) $5 \times \underline{\quad} = 40$ | 26) $1 \times \underline{\quad} = 3$ | 51) $2 \times \underline{\quad} = 12$ | 76) $7 \times \underline{\quad} = 63$ |
| 2) $8 \times \underline{\quad} = 8$ | 27) $9 \times \underline{\quad} = 27$ | 52) $1 \times \underline{\quad} = 7$ | 77) $2 \times \underline{\quad} = 2$ |
| 3) $3 \times \underline{\quad} = 3$ | 28) $6 \times \underline{\quad} = 24$ | 53) $1 \times \underline{\quad} = 9$ | 78) $6 \times \underline{\quad} = 54$ |
| 4) $9 \times \underline{\quad} = 63$ | 29) $6 \times \underline{\quad} = 42$ | 54) $1 \times \underline{\quad} = 9$ | 79) $8 \times \underline{\quad} = 72$ |
| 5) $3 \times \underline{\quad} = 3$ | 30) $9 \times \underline{\quad} = 45$ | 55) $6 \times \underline{\quad} = 42$ | 80) $4 \times \underline{\quad} = 32$ |
| 6) $8 \times \underline{\quad} = 56$ | 31) $3 \times \underline{\quad} = 18$ | 56) $7 \times \underline{\quad} = 7$ | 81) $9 \times \underline{\quad} = 45$ |
| 7) $5 \times \underline{\quad} = 45$ | 32) $3 \times \underline{\quad} = 27$ | 57) $8 \times \underline{\quad} = 8$ | 82) $6 \times \underline{\quad} = 24$ |
| 8) $5 \times \underline{\quad} = 15$ | 33) $5 \times \underline{\quad} = 45$ | 58) $9 \times \underline{\quad} = 27$ | 83) $7 \times \underline{\quad} = 14$ |
| 9) $4 \times \underline{\quad} = 24$ | 34) $5 \times \underline{\quad} = 15$ | 59) $8 \times \underline{\quad} = 32$ | 84) $1 \times \underline{\quad} = 9$ |
| 10) $7 \times \underline{\quad} = 7$ | 35) $7 \times \underline{\quad} = 49$ | 60) $9 \times \underline{\quad} = 9$ | 85) $2 \times \underline{\quad} = 14$ |
| 11) $8 \times \underline{\quad} = 24$ | 36) $8 \times \underline{\quad} = 32$ | 61) $7 \times \underline{\quad} = 14$ | 86) $3 \times \underline{\quad} = 15$ |
| 12) $3 \times \underline{\quad} = 6$ | 37) $7 \times \underline{\quad} = 28$ | 62) $7 \times \underline{\quad} = 35$ | 87) $2 \times \underline{\quad} = 18$ |
| 13) $5 \times \underline{\quad} = 35$ | 38) $7 \times \underline{\quad} = 63$ | 63) $9 \times \underline{\quad} = 9$ | 88) $9 \times \underline{\quad} = 63$ |
| 14) $1 \times \underline{\quad} = 2$ | 39) $2 \times \underline{\quad} = 10$ | 64) $8 \times \underline{\quad} = 72$ | 89) $4 \times \underline{\quad} = 16$ |
| 15) $8 \times \underline{\quad} = 16$ | 40) $7 \times \underline{\quad} = 21$ | 65) $9 \times \underline{\quad} = 54$ | 90) $5 \times \underline{\quad} = 45$ |
| 16) $8 \times \underline{\quad} = 48$ | 41) $2 \times \underline{\quad} = 2$ | 66) $8 \times \underline{\quad} = 8$ | 91) $8 \times \underline{\quad} = 32$ |
| 17) $8 \times \underline{\quad} = 48$ | 42) $1 \times \underline{\quad} = 5$ | 67) $3 \times \underline{\quad} = 27$ | 92) $3 \times \underline{\quad} = 15$ |
| 18) $7 \times \underline{\quad} = 7$ | 43) $5 \times \underline{\quad} = 45$ | 68) $1 \times \underline{\quad} = 2$ | 93) $7 \times \underline{\quad} = 42$ |
| 19) $2 \times \underline{\quad} = 2$ | 44) $4 \times \underline{\quad} = 4$ | 69) $1 \times \underline{\quad} = 7$ | 94) $5 \times \underline{\quad} = 45$ |
| 20) $8 \times \underline{\quad} = 56$ | 45) $1 \times \underline{\quad} = 7$ | 70) $5 \times \underline{\quad} = 25$ | 95) $1 \times \underline{\quad} = 6$ |
| 21) $7 \times \underline{\quad} = 14$ | 46) $3 \times \underline{\quad} = 15$ | 71) $2 \times \underline{\quad} = 18$ | 96) $1 \times \underline{\quad} = 8$ |
| 22) $7 \times \underline{\quad} = 7$ | 47) $4 \times \underline{\quad} = 12$ | 72) $8 \times \underline{\quad} = 64$ | 97) $8 \times \underline{\quad} = 16$ |
| 23) $4 \times \underline{\quad} = 36$ | 48) $8 \times \underline{\quad} = 64$ | 73) $2 \times \underline{\quad} = 14$ | 98) $9 \times \underline{\quad} = 18$ |
| 24) $3 \times \underline{\quad} = 15$ | 49) $7 \times \underline{\quad} = 42$ | 74) $1 \times \underline{\quad} = 1$ | 99) $7 \times \underline{\quad} = 7$ |
| 25) $5 \times \underline{\quad} = 45$ | 50) $6 \times \underline{\quad} = 42$ | 75) $3 \times \underline{\quad} = 27$ | 100) $5 \times \underline{\quad} = 30$ |

Professor Fizz's Potion - Editing

Add editing marks to text. There are 20 errors.

professor fizz clutched the miracle potion in his gloved hand. for many days and nights, he had been trying to purfect this recipe. Now that the brew was exactly write, it was time for a test removing his gloves, he pulled the cork from the top of the bubling beaker. In one gulp, he drunk the entire potion and waited

Almost immediately Professor Fizz began to feel very strange. In a matter of seconds, his eyes started to feel very hot. The hairs on his arms and legs started to twitch. While that was happening, he heard a strange whistling sound coming from inside his ears. Professor Fizz hoped that he wouldn't have any more strange reactions to his potion.

Editing Marks:	
Capital letter	≡
End punctuation	◦ ! ?
Insert a word	Λ
Change to lower case	/l.c.
Take something out	o7
Check spelling	SP ◯
New paragraph	¶

Re-write the text correctly:

This image shows a single sheet of white paper with horizontal blue or grey ruling lines. The lines are evenly spaced and run across the width of the page. There are approximately 20 lines visible. The paper appears to be a standard notebook page or a sheet of stationery. There is no handwriting or other markings on the page.