

Name: Answers Class:           

# Year 1

## Remote Learning Booklet



## Week 2, Term 4

Monday 11th October- Friday 15th October

## Look, Cover, Write, Check

Parents please  
check

[illegible]

## Look, Cover, Write, Check

Parents  
please check

[illegible]

# Suffixes – ed

## 1. Copy each list word.

looked _____	played _____	cheated _____
wished _____	rushed _____	smiled _____
pulled _____	hired _____	roasted _____
rained _____	parked _____	blamed _____
cared _____	turned _____	washed _____
picked _____	shared _____	showed _____
cooked _____	choked _____	

## 2. Write the word in the brackets correctly.

I (pick) picked it up yesterday.

Last time he (cheat) cheated.

Dad (cook) cooked dinner last night.

She (choke) choked trying to swallow the meat.

We (hire) hired a jumping castle for my party.

Yesterday I (share) shared my lunch with my friend.

## 3. Addition words. Add the two parts to make the word.

wish	+	ed	=	wished
turn	+	ed	=	turned
look	+	ed	=	looked



# Suffixes – ed

## Challenge words

### 4. Copy each challenge word.

called	_____	spilled	_____
freed	_____	crouched	_____
dressed	_____	grouped	_____
etched	_____	stitched	_____
growled	_____	wondered	_____

### 5. Hidden words. Find the challenge word.

df <u>dressed</u> asu	<u>dressed</u>	taw <u>wondered</u> aj	<u>wondered</u>
sscrouchedau	<u>crouched</u>	plw <u>freed</u> aid	<u>freed</u>
av <u>stitched</u> aoi	<u>stitched</u>	pc <u>grouped</u> hg	<u>grouped</u>

### 6. Choose it. Circle and rewrite the correct word to complete the sentence.

The dog grouled growled loudly at me. growled

She spilled spilet her drink everywhere. spilled

I called kalled my grandma yesterday. called

I croached crouched down low. crouched

I wundered wondered if we would go on holiday this year. wondered

I grouped grooped the same coloured food together. grouped



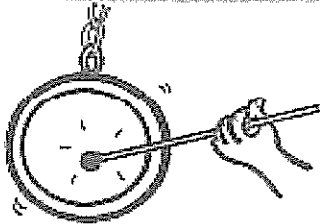
# Adjusted Spelling Week 2

ring	king	sing	wing
bang	hang	rang	gang
fang	long	song	sung
song	sung	lung	sting
swing			

Say the words and trace over them:

king sing gang song  
wing ring long

Write the correct list word for each picture:



bang wing king sing

Use a list word to complete the sentences:

1. The duck can flap her wing.



2. Mum has a gold ring.




3. Jill sang a long song.

Match the word and picture:

king

wing

ring



nest

buzz

swim



Say the words and trace over them:

bang  
hang

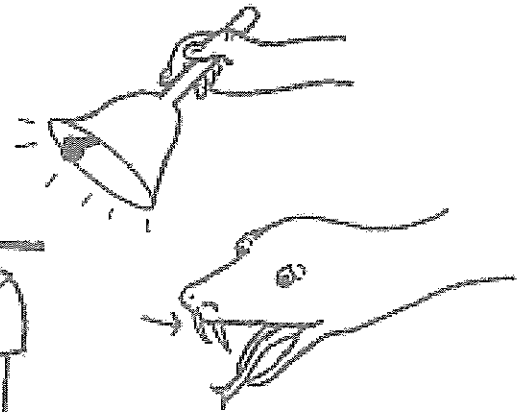
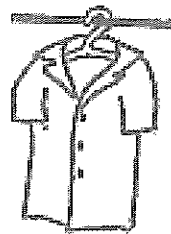
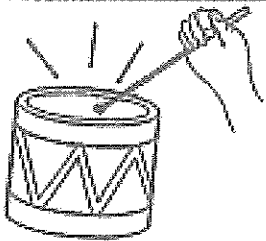
fang  
rang

gang  
sang

ran I ran to the flag.

rang I rang the bell.

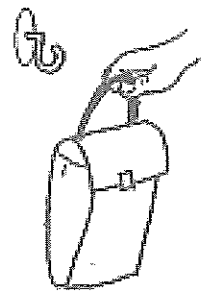
Write the correct list word for each picture:




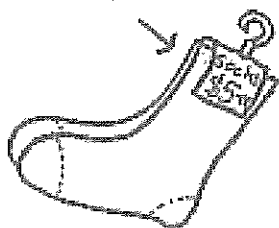
bang   sang   hang   fang

Use a list word to complete the sentences:

1. A gang of boys went by.
2. Tim will bang on the drum.
3. I will hang up my bag.



Write the word for each picture: Revision



cold   sold   fold   hold

Find a hidden word in these:

degangi

fanguwi

tesangy

# Review: ing ang ong ung

Make the words.


How many words  
can you make?



Beginning sounds				Final sounds	
l	r	s	k	ing	ang
h	b	w	sw	ung	ong

lung long ring rang rung sing sang  
sung song king hang hung bang bung  
bong wing swing swang

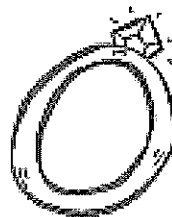
Circle the word that matches each picture.



sang

king


lung



rung

rang


ring



hang

sang

bang



sang

long

swing

## Extra ideas!

Draw a ladder with ten rungs. Write the number words (1-10)

on the rungs.

1 2 3 4 5 6 7 8 9 10



# THE THREE BILLY-GOATS GRUFF

Once upon a time, there lived three billy-goats. (1)

They were called Big Billy-goat, Middle Billy-goat and Little Billy-goat. (2)

They wanted to cross the river to eat the green, green grass. (3)

Under the bridge lived a great ugly Troll. He was horrible and he was hungry. (4) (5)

Little Billy-goat went first. (6)

TRIP TRAP, TRIP TRAP went his hoofs.

"Who's that tripping over my bridge? I'm coming to gobble you up!" roared the Troll.

"Wait for the next billy-goat—he's much bigger," squeaked the little one, in a tiny voice.

TRIP TRAP, TRIP TRAP, Middle Billy-goat played the same trick on the Troll. (7)

Then it was Big Billy-goat's turn. The Troll jumped on to the bridge, horrible and hungry. But Big Billy-goat was very big and very strong. "It is I!" he said, in a fierce, furious voice. He butted the Troll up in the air and off the bridge he flew with a splash! (8) (9)

The three billy-goats crossed the bridge safely to the field and munched green, green grass happily ever after. As for the great ugly Troll, he was never seen again.

*Text sourced from: Classworks Literacy Book 1, Julie Orrell*

Read the text and shade a bubble or write an answer to each question.

1 How many goats are in the story?

IDENTIFYING DETAIL

three

2 What were their names?

MONITORING

Big Billy-goat, Middle Billy-goat and Little Billy-goat

3 Why did they want to cross the river?

PREDICTING

- ☐ they wanted somewhere new to live
- ☐ they wanted to explore
- ☐ they wanted to listen to their hoofs on the bridge
- ☒ they wanted to eat the green grass on the other side

4 What lived under the bridge?

IDENTIFYING DETAIL

a great ugly troll

5 Which words best describe him?

MAKING CONNECTIONS

- ☐ tired and cold
- ☒ horrible and hungry
- ☐ happy and kind
- ☐ mean and angry

6 Which Billy-goat went first?

Why did he go first?

MAKING CONNECTIONS

Little Billy-goat went first because he was fastest / hungriest / had no fear.

7 Which goat went next?

IDENTIFYING DETAIL

The Middle Billy-goat went next

8 Which goat was the bravest one?

MAKING CONNECTIONS

Big Billy-goat

9 What did he do to the Troll?

QUESTIONING

- ☐ he sat on the Troll
- ☒ he butted the Troll right off the bridge
- ☐ he ran away from the Troll
- ☐ he charged the Troll and squashed him

10 The three billy-goats gruff stood up to the Troll and didn't let him boss them around.

SUMMARISING

- ☒ True
- ☐ False

NUMBER OF CORRECT ANSWERS

10



# The Yellow Tractor

by Frances Mackay

I'm a yellow tractor (1)  
I work at Blue Gum Farm

My roof is made from steel (2)  
and so's my digger arm

My body's made from metal (3)  
and so's my engine too

My cab is made from glass  
to let you see right through (4)

I have four big rubber tyres (5)  
that bounce along the roads

And at the front I have a bucket (6)  
to carry heavy loads

My seats are made from cotton (7)  
to keep my driver cool (8)

My dashboard's made of plastic (9)  
and is dirty — as a rule!

I'm a yellow tractor  
I work at Blue Gum Farm (10)

I'm made from lots of different things  
including a LOUD ALARM!

Read the text and shade a bubble or write an answer to each question.

1 The tractor is yellow.

IDENTIFYING DETAIL

☒ True ☐ False

2 The roof is made from:

IDENTIFYING DETAIL

☒ steel ☐ plastic ☐ glass ☐ rubber

3 Which two parts are made from metal?

PREDICTING

body and engine

4 Why is the cab made from glass?

PREDICTING

to let you see through.

5 What are the tyres made from?

QUESTIONING

☐ glass ☐ plastic ☐ metal ☒ rubber

6 What does the tractor have for carrying heavy loads?

IDENTIFYING DETAIL

☐ digger ☒ bucket ☐ dashboard ☐ cab

7 What are the seats made out of?

QUESTIONING

cotton

8 Why are they made out of this?

PREDICTING

to keep the driver cool.

9 What needs to be cleaned on the tractor?

IDENTIFYING DETAIL

☐ the tyres ☐ the seats ☒ the dashboard ☐ the bucket

10 What is the name of the farm that the tractor works at?

IDENTIFYING DETAIL

Blue Gum Farm

NUMBER OF CORRECT ANSWERS

10

# HUNDREDS OF PIECES!

Use your knowledge of the hundreds chart to fill in the empty boxes on the puzzle pieces below!

The puzzle pieces are as follows:









- Green pieces:**
  - 1
  - 11, 12, 13, 14
  - 21, 31, 41
- Red pieces:**
  - 19, 29, 39, 49, 59
  - 26, 27, 28, 30
  - 62, 63, 64, 65, 66
- Blue pieces:**
  - 15, 16, 17, 18, 19
  - 29, 39, 49
- Purple pieces:**
  - 56, 66
  - 75, 76, 77, 78, 79
  - 87
- Brown pieces:**
  - 35, 42, 43, 44, 45
  - 55, 65, 66, 67
  - 75
- Pink pieces:**
  - 67, 66, 77, 87, 97
  - 88, 89, 90
  - 99
- Yellow pieces:**
  - 6, 16, 23, 24, 25, 26
  - 36, 45, 46, 56



Name: \_\_\_\_\_

# Boo-tiful Skip Counting

Skip count by tens.


 23	<u>33</u> , <u>43</u> , <u>53</u> , <u>63</u> , <u>73</u> , <u>83</u>
 18	<u>28</u> , <u>38</u> , <u>48</u> , <u>58</u> , <u>68</u> , <u>78</u>
 46	<u>56</u> , <u>66</u> , <u>76</u> , <u>86</u> , <u>96</u> , <u>106</u>
 31	<u>41</u> , <u>51</u> , <u>61</u> , <u>71</u> , <u>81</u> , <u>91</u>
 25	<u>35</u> , <u>45</u> , <u>55</u> , <u>65</u> , <u>75</u> , <u>85</u>
 33	<u>43</u> , <u>53</u> , <u>63</u> , <u>73</u> , <u>83</u> , <u>93</u>
 42	<u>52</u> , <u>62</u> , <u>72</u> , <u>82</u> , <u>92</u> , <u>102</u>
 14	<u>24</u> , <u>34</u> , <u>44</u> , <u>54</u> , <u>64</u> , <u>74</u>




# 15 Minute Match Up




View the time on the clocks. Draw a line from the digital time to the correct time on the clock.




A




B




C



D



E



F

7:15 J

F 2:30

E 11:45

B 9:00

D 1:15

5:30 L

12:45 I


C 4:00

6:15 G


10:30 H

A 3:45


8:00 K




G




H



I



J



K



L



# BACK-TO-BACK BREATHING

1. Find a partner. Sit with your back resting against your partner's back.
2. Sit up straight. Be still and silent. Soften your breath and shut your eyes.
3. Take three slow, deep breaths in and out.
4. In your mind, count '1, 2, 3' during each breath in and '1, 2, 3' during each breath out. Pause slightly at the end of each exhale.
5. Continue for 3 to 5 minutes.



## Guiding Questions

- Can you feel your partner's back moving as they breathe?
- Is their breath shallow or deep? Fast or slow?
- Did your breath fall into sync with your partner's? In what way?



