

Name: Answers Class:         

# Year 2

## Remote Learning Booklet



## Week 2, Term 4

Monday 11th October- Friday 15th October

# Year 2 Homework Term 4 - Week 2

Parents please check

Monday	Monday	Tuesday	Wednesday	Thursday
I'm	I'm			
he's	he's			
it's	it's			
I've	I've			
how's	how's			
there's	there's			
won't	won't			
we'll	we'll			
don't	don't			
she'll	she'll			
it'd	it'd			
who's	who's			
it'll	it'll			
who'll	who'll			
hasn't	hasn't			

# Year 2 Homework Term 4 - Week 2

Parents please check

Monday	Monday	Tuesday	Wednesday	Thursday
where's	where's			
what's	what's			
you'd	you'd			
can't	can't			
didn't	didn't			
wasn't	wasn't			
they've	they've			
you're	you're			
mustn't	mustn't			
weren't	weren't			
haven't	haven't			
doesn't	doesn't			
o'clock	o'clock			
couldn't	couldn't			

# Contractions

## 1. Copy each list word.

I'm	_____	we'll	_____	hasn't	_____
he's	_____	don't	_____	where's	_____
it's	_____	she'll	_____	what's	_____
I've	_____	it'd	_____	you'd	_____
how's	_____	who's	_____	can't	_____
there's	_____	it'll	_____	didn't	_____
won't	_____	who'll	_____		

## 2. Correct it. Write the word that is wrong correctly.

Jay told me that h'es not coming to the party.

I cant' stand on my head!

Don't worry, she'l be here any minute.


Im the tallest person in my class.

l'ts been two weeks since I've seen my friend.

he's  
can't  
she'll  
I'm  
It's

## 3. Match. Draw a line to match the words to their contractions.

has not	_____	didn't
where is	_____	hasn't
did not	_____	how's
I have	_____	where's
how is	_____	I've





# Contractions

4. **Missing apostrophe.** Rewrite the word with the apostrophe in the correct place.

itll it'll wont won't well we'll youd you'd

## Challenge words

5. **Copy each challenge word.**

wasn't	_____	haven't	_____
they've	_____	doesn't	_____
you're	_____	o'clock	_____
mustn't	_____	couldn't	_____
weren't	_____	would've	_____

6. **Meaning.** Which list word means?

were not	<u>weren't</u>	would have	<u>would've</u>
does not	<u>doesn't</u>	was not	<u>wasn't</u>
could not	<u>couldn't</u>	you are	<u>you're</u>


7. **Choose it.** Circle and rewrite the correct word to complete the sentence.

I wasn't wasn't sure which direction we should take. wasn't

You musun't mustn't make a sound or you'll wake the baby. mustn't

I couldn't could't go to soccer practice because my boots were broken. couldn't

School starts promptly at nine o'clock oclock. o'clock



Name: \_\_\_\_\_

## Spelling

Parents please check

	Monday	Tuesday	Wednesday	Thursday
aid				
rail				
sail				
mail				
tail				
rain				
pain				
nail				
wait				
frail				
train				
chain				
faint				
paint				
painting				
strain				
railway				

# long a

a\_e

ai

ay

Colour the letters to make an **ai** word.

Write it again.

again

p a g a i o n

again

bait

b c a g i h t

bait

fail

f a z i p l h

fail

wait

w r a i s t u

wait

pain

r p f a i w n

pain

Fill in the correct **ai** word.

1. Mum got the mail.
2. Jim got wet in the rain.
3. The dog has a pain in his leg.
4. Ted got on the red train.
5. I will paint the box.
6. The snail left a trail.



1. Answer yes or no.

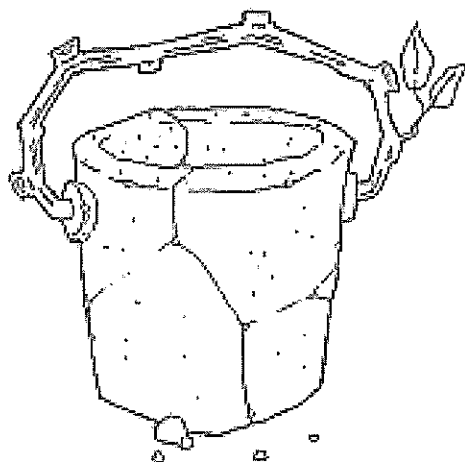
(a) Can a train fly? no

(b) Does a snail have a tail? yes

(c) Is a pail made of rock? no

(d) Can a snail do first aid? no

(e) Can you sail in the rain? yes



2. Write the correct word next to the picture.

snail rain sail pail brain tail mail nail train



train



pail



brain



nail



tail



rain



snail



mail



sail

3. Join these to make sentences.

(a) The sailing boat

• is very hairy.

(b) A cat's tail

• sailed on the lake.

(c) Snails come out

• in the nail pail.

(d) I put the nails

• on train tracks.

(e) A train goes

• when it rains.



Name: \_\_\_\_\_

Date: \_\_\_\_\_

## Sentence Punctuation

A punctuation mark must be used at the end of every sentence.  
Sentences can be ended by full stops, question marks or exclamation marks.

Place the correct punctuation mark at the end of these sentences.

1. Are you wearing your boots to the park today ?
2. Chris and John ate the whole cake in ten minutes .
3. What is the biggest planet in the solar system ?
4. We spent three hours at the park last Saturday .
5. I can't believe you went to the movies without me !
6. That is the best picture you have ever painted !
7. Do you think there might be a thunderstorm this afternoon ?
8. Yesterday was the hottest day of the month .
9. What a wonderful birthday present !
10. Can you believe that it is July already !

Add the full stops, question marks and exclamation marks to the passage.

Bedtime can be a scary time for some children. Why is that? Some children think that there might be monsters hiding underneath their beds. What a silly thing to think! Children grow out of these fears as they grow older. Thank goodness for that. Did you ever think there were monsters hiding under your bed? I did. Thankfully I grew up and realised that monsters only live in stories.

# I'm Going to the Moon

"I'm going to the moon," said the little brown mouse. <sup>(1)</sup>  
So he packed his bag and left the house.  
Then he climbed onto his bike  
and sped off fast into the night.

He hadn't gone far when he spotted a spider. <sup>(2)</sup>  
"Hey! Where are you going, little bike rider?" <sup>(3)</sup>  
"I'm going to the moon," said the little brown mouse.  
"I've packed my bags and left my house."  
"Can I come too?" asked the big, black spider,  
jumping up with the little bike rider.  
"Yes, you can," said the little brown mouse,  
who had packed his bag and left his house.  
They hadn't gone far when they spotted a snail. <sup>(4)</sup>  
"Hey! What are you doing? You're messing my trail."  
"We're going to the moon," said the little brown mouse.  
"I've packed my bags and left my house."  
"Can I come too?" asked the slippery snail, <sup>(4)</sup>  
slithering silently onto the mouse's tail. <sup>(5)</sup>  
"Yes, you can," said the little brown mouse,  
who packed his bags and left his house.  
"So you're going to the moon, is that a fact?"  
hooted the owl from the tree where he sat.  
"Yes," said the spider, and the snail,  
and the little brown mouse with the long, brown tail.  
Then the great owl said from his tree up high, <sup>(7)</sup>  
"How are you going to get up in the sky?" <sup>(8)</sup>  
"You don't have wings that can help you fly?"  
"I've seen the moon and it lives in the sea," <sup>(9)</sup>  
said the little brown mouse, as sure as could be.  
"What you have seen," said the owl with a sigh,  
"is only the reflection from the moon shining down  
from the sky." <sup>(10)</sup>

*Text sourced from: Comprehension and Writing Response Centres, Victoria Hazell & Fiona Jackson*



Read the text and shade a bubble or write an answer to each question.

- 1 Where did the little brown mouse decide to go? IDENTIFYING DETAIL  
☐ the mountains ☒ the moon ☐ the sea ☐ the park

- 2 Who was next to join the mouse? IDENTIFYING DETAIL  
a spider

- 3 What did he call the little brown mouse? IDENTIFYING DETAIL  
☐ little night rider ☒ little bike rider  
☐ little moon searcher ☒ little explorer

- 4 The next creature to join them was the IDENTIFYING DETAIL  
slippery snail.

- 5 How did he catch a ride? IDENTIFYING DETAIL  
☐ he jumped on the bike ☒ he slithered onto the mouse's tail

- 6 All of these creatures were **curious and adventurous**. MAKING CONNECTIONS  
What does this mean?  
They wanted to experience new things

- 7 Who was the smartest creature in this story? QUESTIONING  
☐ the mouse ☐ the snail ☐ the spider ☒ the owl

- 8 Which important question did this creature ask the mouse? QUESTIONING  
How are you going to get up in the sky?

- 9 Why didn't the mouse think they needed to be able to fly? QUESTIONING  
He had seen the moon in the sea.

- 10 The mouse was confused because he was seeing a MONITORING  
reflection of the moon in the sea.

NUMBER OF CORRECT ANSWERS

10



## THE DAILY NEWSPAPER

**Boy Trapped in Venus** <sup>(1)</sup> by Fiona Jackson**Incredible story of boy in a deadly Venus trap!**

An eight-year-old boy is very lucky to still be alive after he became completely tangled in an enormous Venus flytrap plant. <sup>(3)</sup>

Jimmy Williams was nearly a very large victim of this killer plant, which usually only eats flies. His parents were still in shock last night, but explained how this sticky situation had come to pass.

"The plant was a gift from <sup>(4)</sup> friends who had returned from overseas," Mrs Williams said. "We planted it near the creek at the back of the house." <sup>(6)</sup>

"The compost pile <sup>(5)</sup> was near the plant, bringing lots of flies for the plant to eat. We had no idea that the plant had grown to such an enormous size," said Mr Williams.

Yesterday, Jimmy was playing <sup>(7)</sup> with his footy when, suddenly, the footy landed on the deadly plant.

He tried to grab it, but the footy was stuck in there like glue.

"Next thing I was covered in sticky stuff that was like super glue. The more I struggled with the plant, the stronger it got," said Jimmy.

The trap closed around him. Jimmy would have suffocated, but thanks to incredible luck, he was able to stand on his football and pull his way out of the trap. <sup>(9)</sup>

When Jimmy's shocked parents finally found him, he was covered in flies and sticky plant glue, but very much alive. The plant will be removed today.

Jimmy said he was very scared <sup>(8)</sup> and uncomfortable, especially with so many flies crawling over him. He said he was very happy to still be alive.

*Text sourced from: Comprehension and Writing Response Centres, Victoria Hazell & Fiona Jackson*

**Read the text and shade a bubble or write an answer to each question.**

- 1 The headline of this story is Boy Trapped in Venus.

IDENTIFYING DETAIL



- 2 What could be another good title for this story? PREDICTING  
A Narrow Escape (Parents please check)  
MONITORING
- 3 Which plant is the story about?  
a Venus flytrap plant
- 4 How did the family get the plant? IDENTIFYING DETAIL  
☐ they bought it at a nursery  
☐ they found it by the roadside  
☐ they found it bushwalking in a national park  
☒ it was a gift from friends
- 5 What can you give plants to help them grow? MAKING CONNECTIONS  
water and compost
- 6 Why didn't the family realise the plant had grown so big? QUESTIONING  
It was planted near the creek at the back of the house.
- 7 What was Jimmy doing before he ended up in the plant? IDENTIFYING DETAIL  
☐ playing basketball ☐ playing soccer  
☐ playing tennis ☒ playing football
- 8 Write two words that would describe how Jimmy would have felt when the plant closed around him. PREDICTING  
① scared ② uncomfortable
- 9 Jimmy got out of the plant by standing on his football. IDENTIFYING DETAIL  
☒ True ☐ False
- 10 What could Jimmy's parents do to prevent this happening again? QUESTIONING  
① They could have kept the plant indoors.  
② They could check on it regularly

NUMBER OF CORRECT ANSWERS

10

Name \_\_\_\_\_

Date \_\_\_\_\_

# Identifying Even Numbers

Help Marvin the Monkey find his way to the bananas by shading all the even numbers.


Marvin can move horizontally, vertically and diagonally.



**Start**

88	89	2	99	13	44	666	802
606	7	57	26	904	309	22	4
1	40	119	8	735	69	33	555
33	302	9	43	617	600	201	43
807	65	56	970	84	903	22	809
6	79	283	805	5	13	6	37
15	689	77	3	23	78	753	907
48	101	62	88	481	61	280	700

**Finish**





Name \_\_\_\_\_

Date \_\_\_\_\_

# Number Patterns

Answer the number pattern questions below.

1. Write the next number in the sequence then explain the pattern.

	What number comes next?	Explain the pattern.
a)	10, 20, 30, 40, 50, <u>60</u>	counting up by 10
b)	25, 30, 35, 40, 45, <u>50</u>	counting up by 5
c)	102, 104, 106, 108, <u>110</u>	counting up by 2
d)	3, 6, 9, 12, 15, 18, <u>21</u>	counting up by 3
e)	450, 460, 470, 480, <u>490</u>	counting up by 10
f)	912, 914, 916, 918, <u>920</u>	counting up by 2
g)	700, 702, 704, 706, <u>708</u>	counting up by 2
h)	80, 85, 90, 95, 100, <u>105</u>	counting up by 5

2. Use the number pattern rule to finish each sequence.

	Number Pattern Rule	Finish the sequence.
a)	Add 4	342, 346, <u>350</u> , <u>354</u> , <u>358</u>
b)	Add 5	765, 770, <u>775</u> , <u>780</u> , <u>785</u>
c)	Add 1	896, 897, <u>898</u> , <u>899</u> , <u>900</u>
d)	Add 3	930, 933, <u>936</u> , <u>939</u> , <u>942</u>
e)	Add 10	270, 280, <u>290</u> , <u>300</u> , <u>310</u>
f)	Add 1	529, 530, <u>531</u> , <u>532</u> , <u>533</u>



# BACK-TO-BACK BREATHING

1. Find a partner. Sit with your back resting against your partner's back.
2. Sit up straight. Be still and silent. Soften your breath and shut your eyes.
3. Take three slow, deep breaths in and out.
4. In your mind, count '1, 2, 3' during each breath in and '1, 2, 3' during each breath out. Pause slightly at the end of each exhale.
5. Continue for 3 to 5 minutes.



## Guiding Questions

- Can you feel your partner's back moving as they breathe?
- Is their breath shallow or deep? Fast or slow?
- Did your breath fall into sync with your partner's? In what way?



