


Name: _____ Class: _____

Year 1

Remote Learning Booklet



Look, Cover, Write, Check

[illegible]

Look, Cover, Write, Check

[illegible]


Whose is it?

Possessive pronoun shows ownership.

Direction:

Read the sentence and fill in the blank with the correct pronoun.

1. This is Jen.
This is her book.
2. This is Benny.
This is _____ puppy.
3. This is John and me.
This is _____ house.
4. This is Peter and Wendy.
This is _____ flower.
5. This is me.
This is _____ snowman.
6. This is you.
This is _____ mug.
7. This is a kitten.
This is _____ toy.



Word Bank

my
your
~~her~~
his
its
our
their

Tricky Homophones

Fill in the blanks with the correct word:

1. We are not _____ to play in the bedroom.

A. allowed

B. aloud

2. John _____ his dinner on time.

A. eight

B. ate

3. Anne saw a _____ in the zoo.

A. bare

B. bear

4. Let it _____.

A. bee

B. be

5. Anne keeps her unwanted stuff in the _____.

A. seller

B. cellar

6. John wants to _____ a new toy car.

A. buy

B. by

7. The air _____ to London is expensive.

A. fair

B. fare

8. Jim could not _____ the phone ringing.

A. here

B. hear


MY SCRAPBOOK

This is my Nan and Pop's house.



My Pop built me a playhouse in the backyard. My Nan likes gardening. She planted all the flowers and shrubs in the garden.

This is the park.




We went there for Mum's birthday. There were lots of trees and flowers there. We had lunch near the fountain in the water gardens.

My name is Lisa. This is my house.



We have a big garden too. Dad planted the tree at the front when they moved into the house. I have a swing in the backyard.



This is the bush not far from my house. There are lots of gum trees. My brother and I play there sometimes. We build cubbyhouses there and sometimes we make little dams in the creek.

Text sourced from: Science Comprehension and Writing Response Centres, Frances Mackay

Read the text and shade a bubble or write an answer to each question.

1 Nan and Pop's house is old fashioned.

PREDICTING

☒ True ☐ False

2 My Pop built me a playhouse in the backyard.

A playhouse is the same as a _____.

MAKING CONNECTIONS

3 Who planted all the shrubs and flowers in the garden?

IDENTIFYING DETAIL

4 Lisa's house has a big _____.

IDENTIFYING DETAIL

5 What is in her backyard?

IDENTIFYING DETAIL

6 They went to the _____ to celebrate
Lisa's Mum's _____.

PREDICTING

7 It was likely that they had a picnic lunch at the park.

PREDICTING

☐ True ☐ False

8 What was in the park?

IDENTIFYING DETAIL

☐ a pond ☐ a statue ☐ a fountain ☐ a hedge

9 What is near Lisa's house?

IDENTIFYING DETAIL

☐ a farm ☐ a park ☐ other houses ☐ the bush


10 What is something Lisa and her brother like to do in the bush?

QUESTIONING

NUMBER OF CORRECT ANSWERS

10

If my dad was an alien, he would...



Name_____

Date_____

Ronald the Rhino Maths Mosaic

Addition

Solve the maths problems to reveal the hidden picture. Each answer has a special colour:

16 = yellow

7 = white

12 = pink

18 = brown

10 = black

$0+7$	$4+3$	$2+5$	$1+6$	$7+0$	$4+3$	$3+4$	$5+2$	$3+4$
$3+4$	$0+16$	$11+5$	$6+1$	$2+5$	$1+6$	$3+13$	$10+6$	$5+2$
$5+2$	$14+2$	$4+12$	$7+9$	$10+6$	$4+14$	$8+8$	$2+14$	$0+7$
$16+2$	$1+15$	$13+3$	$10+6$	$16+0$	$7+9$	$9+7$	$14+2$	$11+5$
$5+11$	$6+10$	$7+3$	$9+7$	$5+11$	$13+3$	$9+1$	$3+13$	$3+15$
$14+2$	$12+4$	$5+11$	$16+0$	$4+6$	$9+7$	$13+3$	$12+4$	$3+13$
$5+13$	$6+10$	$6+6$	$10+6$	$2+14$	$5+11$	$4+8$	$8+8$	$12+4$
$6+10$	$10+6$	$15+1$	$11+1$	$9+3$	$7+5$	$5+11$	$10+6$	$6+10$
$6+1$	$7+9$	$14+2$	$9+7$	$7+9$	$8+8$	$1+15$	$17+1$	$7+0$
$7+0$	$1+6$	$12+6$	$1+15$	$14+2$	$6+10$	$13+3$	$2+5$	$4+3$

Missing Symbols 2

Name _____

Identify the missing symbols in each of these.

$$24 \square 8 = 32$$

$$46 \square 16 = 30$$

$$17 \square 11 = 28$$

$$20 \square 8 = 28$$

$$45 \square 10 = 35$$

$$53 \square 10 = 63$$

$$34 \square 14 = 20$$

$$34 \square 10 = 24$$

$$25 \square 15 = 40$$

$$62 \square 8 = 70$$

$$19 \square 20 = 39$$

$$55 \square 0 = 55$$

$$34 \square 16 = 50$$

$$57 \square 20 = 37$$

$$39 \square 8 = 31$$

$$75 \square 16 = 59$$

$$40 \square 12 = 52$$

$$30 \square 0 = 30$$

Place Value Puzzles

Fill in the missing numbers.

Tip: Numbers going horizontally go up by one.

Numbers going vertically go up by ten.

1.

1	2	

2.

54	55	

3.

		37	

4.

5.

6.

7.

Name: _____

Date: _____

Skip Counting

1. Continue counting in 2s

- a) 2, _____, _____, _____, 10, _____, _____, _____, _____, 20, 22
 b) 10, 12, 14, _____, _____, _____, 22, _____, _____, _____, 30
 c) 30, 32, _____, _____, _____, _____, 42, _____, _____, _____, 50

2. Continue counting in 5s

- a) 5, _____, _____, _____, 25, _____, _____, _____, _____, 50, _____
 b) 20, _____, _____, _____, _____, 45, _____, _____, _____, _____, 70
 c) 40, _____, _____, _____, _____, _____, 70, _____, _____, _____, 90

3. Continue counting in 10s

- a) 10, _____, _____, _____, _____, _____, 70, _____, _____, 100
 b) 80, _____, _____, 110, _____, _____, _____, _____, _____, 170
 c) 110, _____, _____, _____, _____, _____, 170, _____, _____, _____

4. Colour all of the numbers skip counting in 2 red.

5. Colour all of the numbers skip counting in 5 green.

6. Colour all of the numbers skip counting in 10 yellow.

1	2	3	4	5	6	7	8	9	10
11	12	13	14	15	16	17	18	19	20
21	22	23	24	25	26	27	28	29	30
31	32	33	34	35	36	37	38	39	40
41	42	43	44	45	46	47	48	49	50
51	52	53	54	55	56	57	58	59	60
61	62	63	64	65	66	67	68	69	70
71	72	73	74	75	76	77	78	79	80
81	82	83	84	85	86	87	88	89	90
91	92	93	94	95	96	97	98	99	100



SENSORY BOTTLE

Materials | a sensory bottle filled with small floating objects or coloured liquid bubbles

1 Shake the bottle well so that its contents are all mixed up


Imagine that the stirred-up bottle is like your mind when you are feeling stressed, angry or upset. Just like it is hard to see the contents of the bottle clearly, it is hard to think clearly when we are upset.

2 Place the bottle down on a table

Watch what happens when the bottle is still for a few moments.

Notice how its contents begin to settle and the water clears. Our mind and our feelings work the same way. When we stop and are still for a little while, hard feelings feel less intense and we can see things more clearly.

Follow the falling objects or coloured bubbles with your eyes until every last one has settled at the bottom of the bottle.





Look, Cover, Write, Check

[illegible]

Look, Cover, Write, Check

[illegible]

Pronouns

Choose the correct pronoun for the underlined words in the below sentences.

1. The train has stopped.

- a. He b. She c. It D. They

2. The dog ran behind the car.

- a. He b. It c. We d. They

3. Sita, Renu and Priya are friends.

- a. He b. It c. We d. They

4. Nitin And I had breakfast.

- a. It b. He c. They d. We

5. My dad is a doctor.

- a. They b. It C. He d. She

6. The man is reading a book.

- a. It b. She c. They d. He

8. Rosy is a bright student.

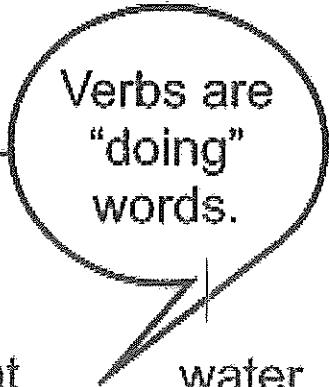
- a. He b. She c. It D. They

9. Mom, dad and me went to a party.

- a. They b. We c. He d. It

Using verbs

Grade 1 Grammar Worksheet



Verbs are
"doing"
words.

Circle the verbs.

walk

kitten

say

eat

water

fly

book

stop

paper

mouse

writes

sang

stood

blanket

pig

Complete the sentences using the verbs from above.

1. I _____ an apple every day.
2. Let's _____ for some ice cream.
3. We _____ still for our picture.
4. Tim _____ letters to his cousin.
5. We _____ to the playground after school.
6. The singer _____ a sad song.

Pirates


Pirates were robbers in ships. Pirates dreamed of finding treasure and becoming rich. They attacked other ships and ports to steal treasure. The treasure they most wanted was gold. They also stole jewels, coins and rings.

Treasure maps

Pirates sometimes buried their treasure on secret islands and made a map of where it was buried.

Make a pirate map

You will need: white paper, black marker pen, crayons, colourful marker pens, and a used tea bag.



What to do:

1. Crush the paper into a ball.
2. Smooth out the paper.
3. Fold it into four squares, and fold in half again, and then again.
4. Tear off the edges of the paper and unfold it.
5. Wet the tea bag. Wipe it all over one side of the paper.
6. Let the paper dry.
7. Draw your treasure map.
8. Use an X to mark the spot where the treasure is!

Text sourced from: Comprehension and Writing Response Centres, Victoria Hazell & Fiona Jackson

Read the text and shade a bubble or write an answer to each question.

- 1 Which word tells us what pirates were like?
☐ kind ☐ helpful ☐ gentle ☐ greedy

MAKING CONNECTIONS

- 2 Pirates dreamed of finding treasure and sharing it with poor people.
☐ True ☐ False

PREDICTING

3

Which treasure did pirates most want?

MONITORING

4

Write down one other thing they stole.

MONITORING

5

Where did pirates sometimes bury their treasure?

PREDICTING

- ☐ deep in caves ☐ in a garden
☐ under a big rock ☐ on secret islands

6

How did they remember where they had buried it?

MONITORING

- ☐ they wrote a diary ☐ they told a friend
☐ they made maps ☐ they painted pictures

7

A pirate's map was a very precious item.

PREDICTING

- ☐ True ☐ False

8

What do you need to do to make a pirate map look old?

MAKING CONNECTIONS

- ☐ crush the paper and tear the edges
☐ draw pictures and write
☐ paint it and cut it out
☐ use crayons and marker pens

9

What do you put on the map to mark where the treasure is?

IDENTIFYING DETAIL

10

Pirates were thieves and robbers who stole from others.

PREDICTING

- ☐ True ☐ False




NUMBER OF CORRECT ANSWERS

10

Write a Story

First fill in the blanks to write the words.

Then write a story that includes all three words!



Blank line for writing the first word.

Blank line for writing the second word.

Blank line for writing the third word.

Blank line for writing the fourth word.

Blank line for writing the fifth word.

Blank line for writing the sixth word.

Blank line for writing the seventh word.

Blank line for writing the eighth word.

Blank line for writing the ninth word.

Blank line for writing the tenth word.

Blank line for writing the eleventh word.

Blank line for writing the twelfth word.

Blank line for writing the thirteenth word.

Blank line for writing the fourteenth word.

Blank line for writing the fifteenth word.

Blank line for writing the sixteenth word.

Blank line for writing the seventeenth word.

Blank line for writing the eighteenth word.

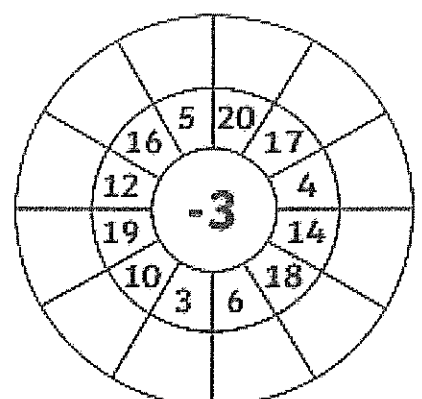
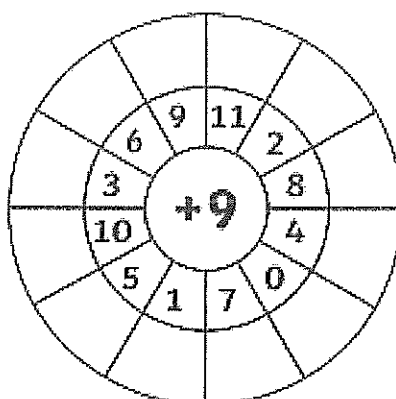
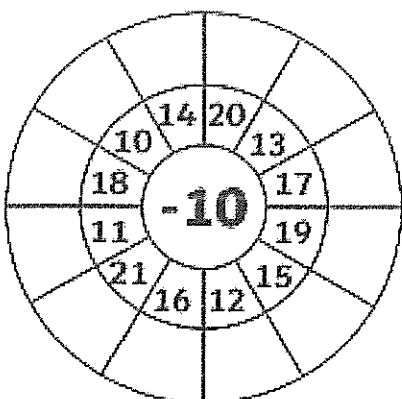
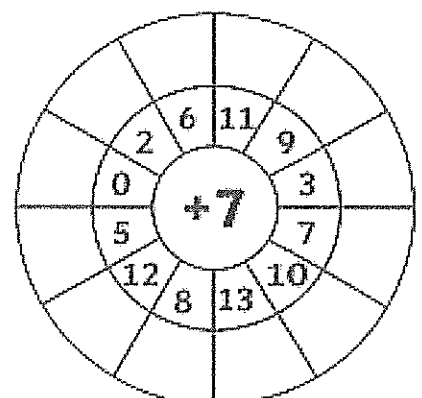
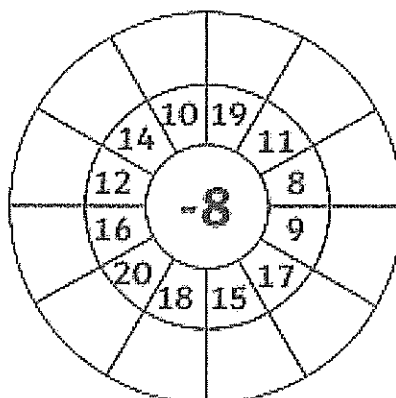
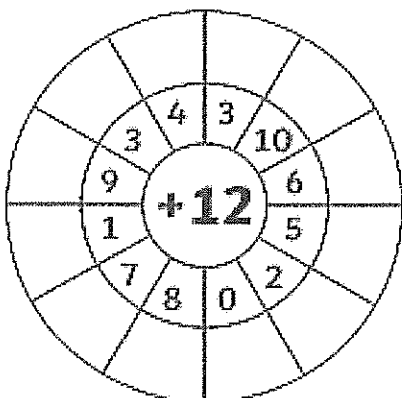
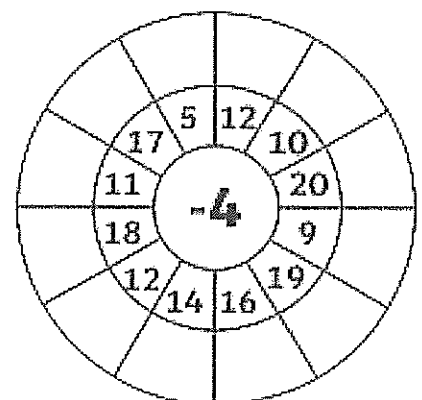
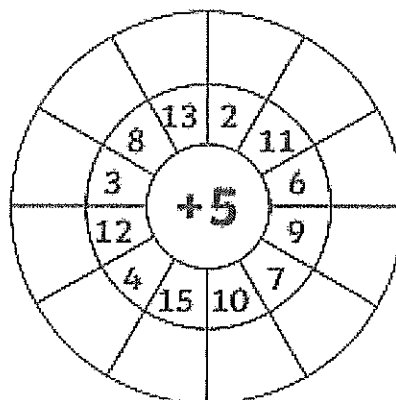
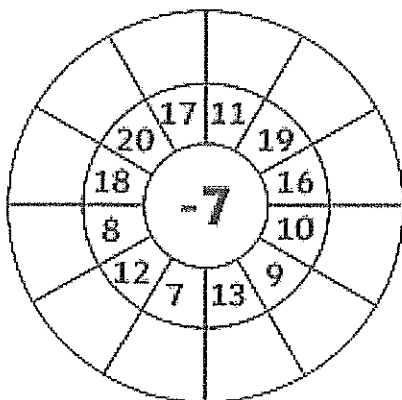
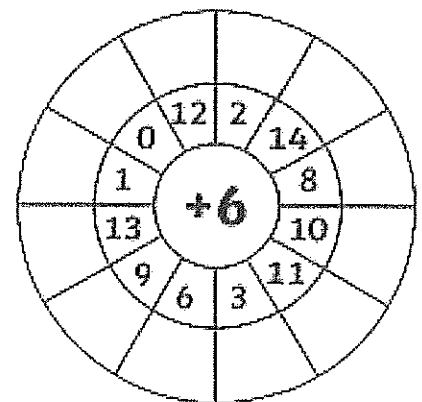
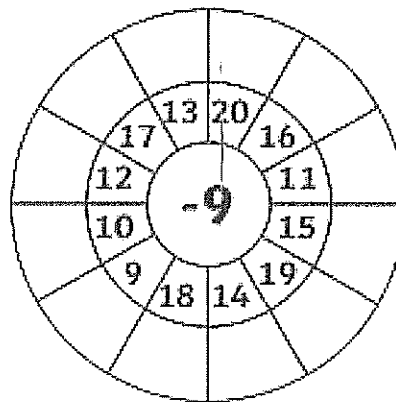
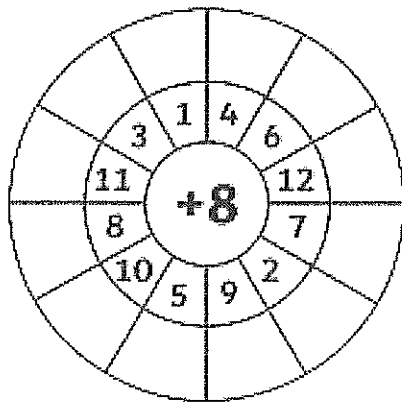


Name_____

Date_____

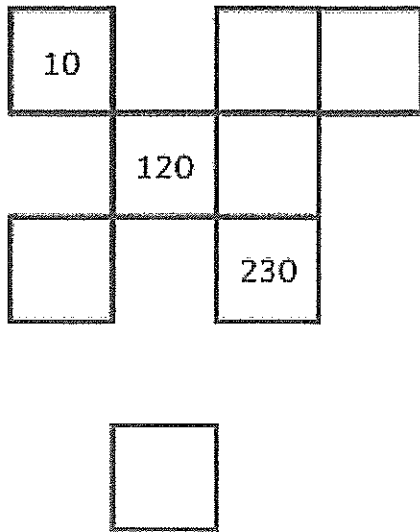
Addition and Subtraction Wheels

Add or subtract the numbers to the middle number.

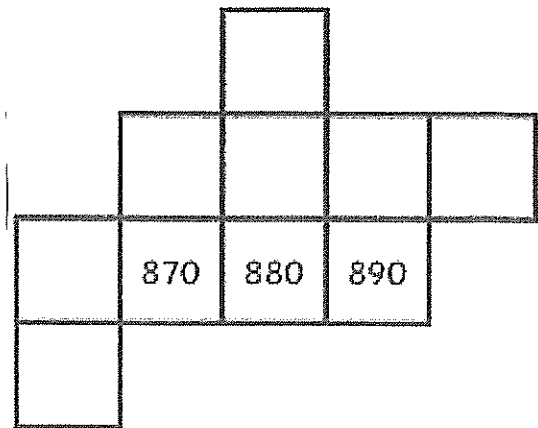


Place Value Puzzles 2

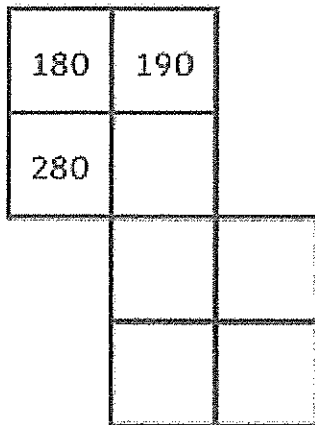
1.



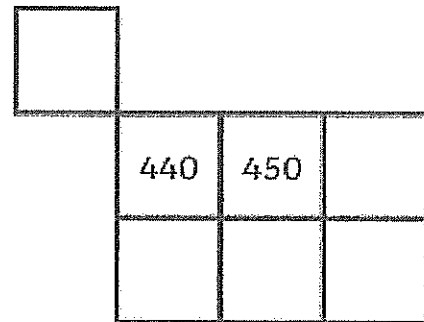
2.



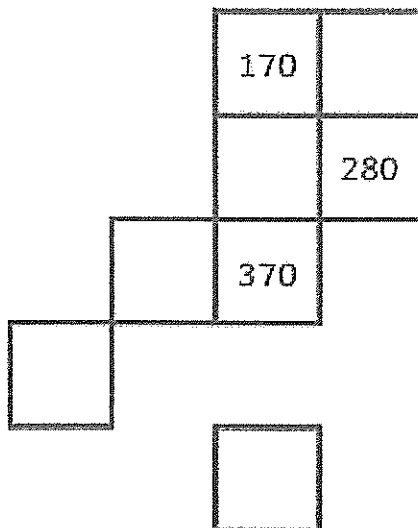
3.



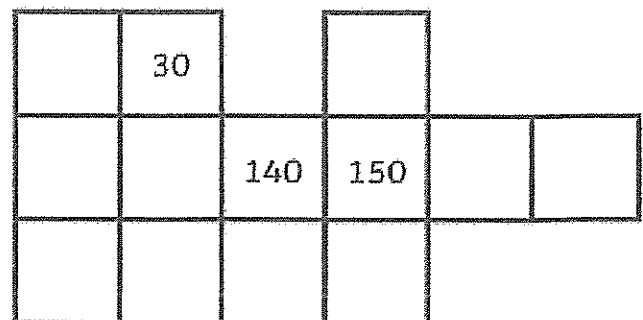
4.



5.



6.



Name _____

Date _____

Number Sequences and Skip Counting by 2, 3, 5 and 10 (A)

- ① Use the hundreds chart to help you complete the counting patterns.

1	2	3	4	5	6	7	8	9	10
11	12	13	14	15	16	17	18	19	20
21	22	23	24	25	26	27	28	29	30
31	32	33	34	35	36	37	38	39	40
41	42	43	44	45	46	47	48	49	50
51	52	53	54	55	56	57	58	59	60
61	62	63	64	65	66	67	68	69	70
71	72	73	74	75	76	77	78	79	80
81	82	83	84	85	86	87	88	89	90
91	92	93	94	95	96	97	98	99	100

65	70	75			
----	----	----	--	--	--

7	10	13			
---	----	----	--	--	--

12	14	16			
----	----	----	--	--	--

86	76	66			
----	----	----	--	--	--

16	19	22			
----	----	----	--	--	--

21	31	41			
----	----	----	--	--	--

- ② Count forwards by twos.

2	4			
---	---	--	--	--

20	22			
----	----	--	--	--

8	10			
---	----	--	--	--

34	36			
----	----	--	--	--

- ③ Count forwards by fives.

5	10			
---	----	--	--	--

25	30			
----	----	--	--	--


50	55			
----	----	--	--	--

70	75			
----	----	--	--	--



SHARK FIN

- 1 Sit or stand comfortably. Keep your body straight. Be still and silent. Soften your breath and shut your eyes.
- 2 Place the side of your hand on your forehead, with your palm facing out to the side.
- 3 Slide your hand down your face, in front of your nose.
- 4 Say "Shhh" as you slide your hand down your face.
- 5 Complete this once, or repeat 2 to 3 times.





Name: _____ Class: _____

Kindergarten

Remote Learning Booklet




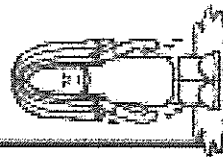
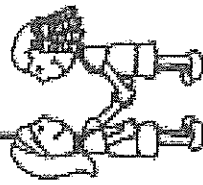
Spelling - Look, Cover, Write and Check

[illegible]

Name: _____

Date: _____

Word Bank



et

et

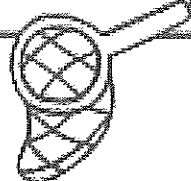
et

et

et


et

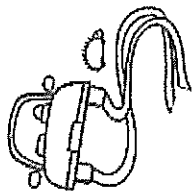
et



Words with -et

Directions: Look at the pictures. Fill in the first sound(s) in each word. Find words in the puzzle.





er



Read, trace and draw

fern

herb

ladder

river

butter

sister

Sound out

herd

fern

term

Perth

herb

river

jumper

Read the sentence

See the fern in the river.

Choose the right word

her ladder river

Go up the _____

The boat is on the _____

Here is _____ doll.

Complete, read and match

f _____ n

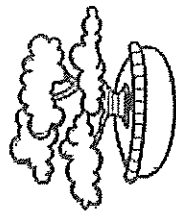
jump _____

ladder _____

butt _____

river _____





ee



Read, trace and draw

bee	seeds
weed	sheep
green	queen

Sound out

peep
deep
flee
seek
sweet
seed
fleet

Read the sentence

See the bee on the green weed.

Choose the right word

feet tree seen

I have big _____

Have you _____ the cat?

The man is in the _____

Complete, read and match

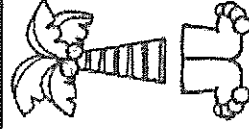
tr _____

f _____

sh _____

qu _____

b _____




Name: _____


put

Read each sentence 3 times. Color in a star for each time you read.

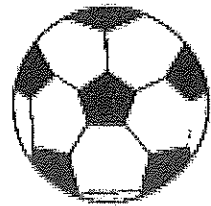
Put your toys away.



I put the book on the shelf.




Where did you put the ball?



Put the milk in the cup.



Can you put the flour in the bowl?



Name: _____


made

Read each sentence 3 times. Color in a star for each time you read.

I made my friend a birthday card.




She made a painting at school.




The girl made a sandwich



It made me happy when I got a hug.



Dad made me pancakes for breakfast.

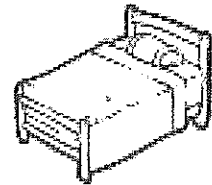


Name: _____


because

Read each sentence 3 times. Color in a star for each time you read.


She went to bed because she was tired.



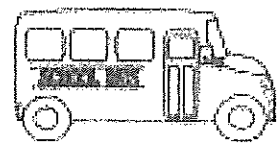
I had a snack because I was hungry.



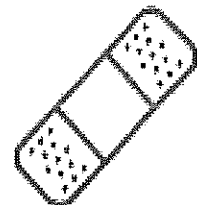
He went to the doctor because he was sick.




I missed the bus because I slept in.




I need a band-aid because I have a cut.





Name: _____



What Comes Next?

Write the number that comes next

13

14

11

12

12

13

9

10

16

17

7

8

15

16

8

9

10

11

14

15

18

19

17


18

Name: _____




I Can Make...


Draw extra dots on the ten frames to match the number




18




+




13




+




12




+




17




+




16




+




14




+




11




+



19





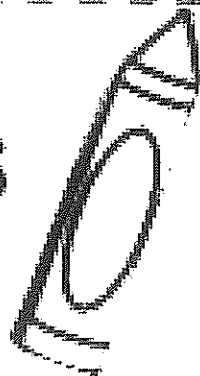
+



Name: _____

Making Teen Numbers

Draw dots in the ten frames to complete the equation



●	●	●	●		

 +

 = 12

●	●	●	●	●	

 +

 = 10

●	●	●	●	●	
●	●	●			

 +

 = 15

●	●	●	●	●	
●					

 +

 = 14

●	●	●	●	●	
●	●				

 +

 = 11

●	●	●	●	●	
●	●	●	●		

 +

 = 17

●	●	●	●	●	
●	●	●	●	●	

 +

 = 19



●	●	●			

 +

 = 13

Name: _____

What Comes After?



Paste the number that comes after

●	●	●	●	●
●	●	●	●	●

●	●	●	●	●
●	●	●	●	●
●	●	●		

●	●	●	●	●
●	●	●	●	●
●	●	●	●	●
●	●			

●	●	●	●	●
●	●	●	●	●
●	●	●	●	●
●	●	●	●	

●	●	●	●	●
●	●	●	●	●
●	●			

●	●	●	●	●
●	●	●	●	●
●	●	●	●	●

●	●	●	●	●
●	●	●	●	●
●	●	●	●	●
●	●	●		


●	●	●	●	●
●	●	●	●	●
●				

●	●	●	●	●
●	●	●	●	●
●	●	●	●	

●	●	●	●	●
●	●	●	●	●
●	●	●	●	●
●				


Apple Place Value Worksheet

Name _____




tens	ones

=




tens	ones

=




tens	ones

=




tens	ones

=



tens	ones

=



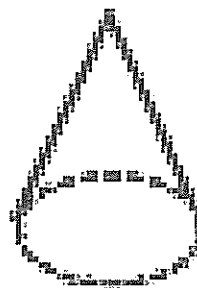

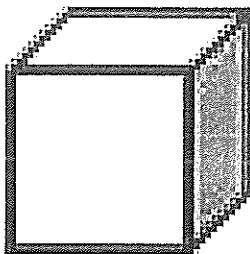

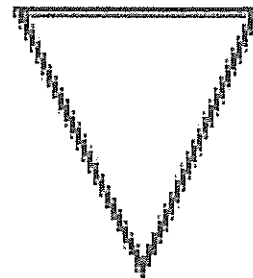
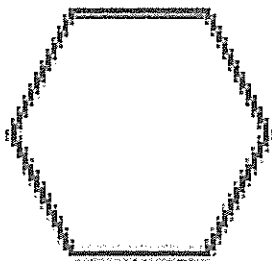



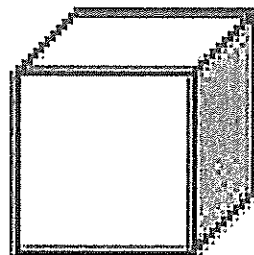

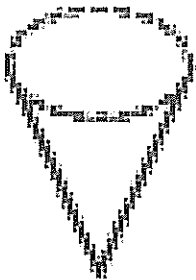

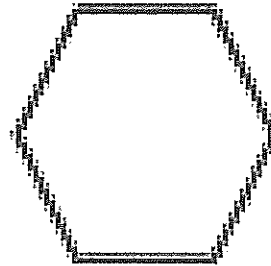


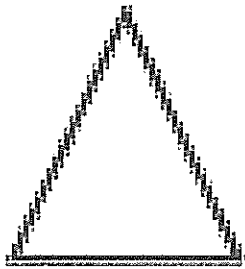
tens	ones

=

Name _____

2D and 3D Shape Sort

• Color 2D shapes blue. Color 3D shapes red.



SENSORY BOTTLE

Make up a sensory bottle filled with small floating objects or coloured sand bubbles.

Shake the bottle well so that its contents are stirred up.


Imagine that the sensory bottle is the person and when you are feeling stressed, angry or upset, just like it is hard to see the contents of the bottle clearly, it is hard to think clearly when we are upset.

Place the bottle down on a table.

Watch what happens when the bottle is still for a few moments.

Notice how its contents begin to settle and the water clears. Our mind and our feelings work the same way when we sit and are still for a while. Hard feelings feel less intense and we can see things more clearly.

Follow the floating objects or coloured contents with your eyes. Think about how you feel at the bottom of the bottle.





Spelling – Look, Cover, Write and Check

[illegible]

br-



branch



broken



broom



Draw a
big, brown
brush.

Circle the 'br' sounds. Write five of the 'br' words.

1. The brown bird sat on the branch.
2. I saw a witch on a broom.
3. Brad had bran for breakfast.
4. Mum has a bright blue brush.
5. Our car has good brakes.



br


br

Br

br

br

Join the 'br' sound to the correct endings. Write the words again.

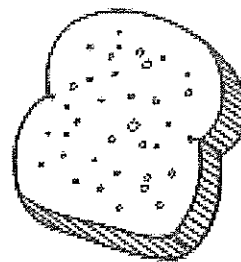


bricklayer

brick

Find the 'br' words in the puzzle.


l	q	p	a	v	l	f	a	o	n	h
n	a	b	r	e	a	k	f	a	s	t
e	b	r	e	a	d	z	m	u	f	h
b	r	i	d	g	e	b	r	o	w	n
u	u	c	b	q	o	b	r	a	n	k
s	e	k	a	r	b	r	o	o	m	c






bread

breakfast
brick
bread
brakes
broom
brush
brown
bridge
bran

Find and Write the 'ai' Words



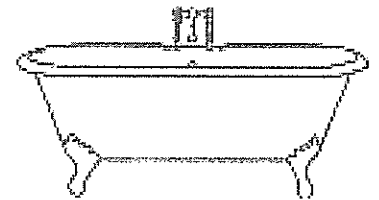

Write the words and then colour the ones with an 'ai' sound in them.



m

r



d



s

ch

b



p

s

n

Phonics Read and Draw

I can see a box.

The box is red.

The cat is
in the box.


The dog is
in the box.

The box is
on the bed.

Balloons Tricky Word Colouring

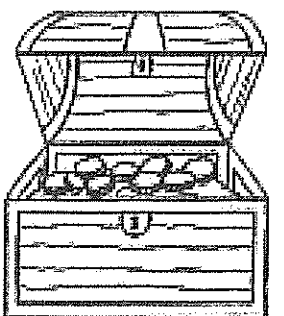




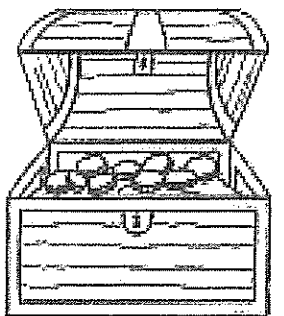



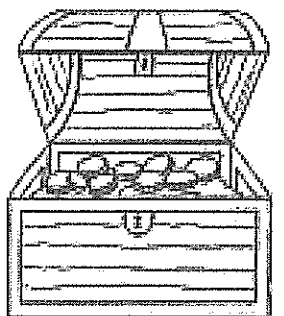




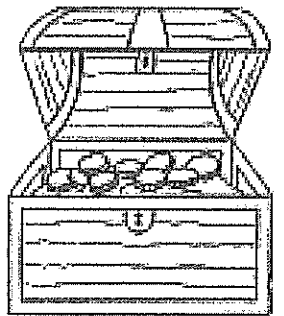


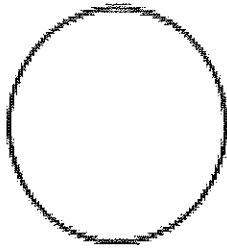

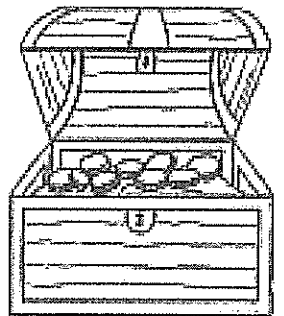



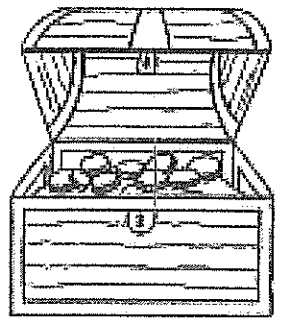


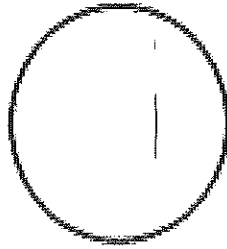

Read the tricky words and colour the balloons using the clues below.

we=red he=blue you=yellow me=green be=orange she=purple



Pirate Reading Tricky Words

Copy the tricky words the pirates are saying on to the coins to help them reach the treasure chest.



Quick Writes

circus






seal

juggling

clown

unicycle

car





NAME: _____

Before and After Numbers


Directions: Write the numbers that come before and after the numbers on the watering cans.



Name: _____










Dominos in TEN


All these dominos are supposed to add to ten but some of the dots have been left off. Add dots to the blank side of each domino to create a total of ten.



Addition Facts to 20

Can you find the missing addition fact to make 20 in the robot's tummy?





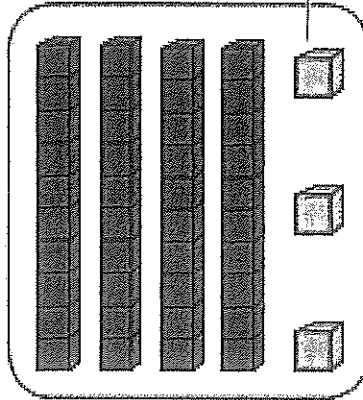
Penguin Place Value

Help our penguin pals with their place value skills.


Draw and write each number.

Example question:


43




Tens




Ones



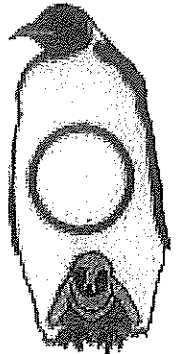
27




Tens




Ones



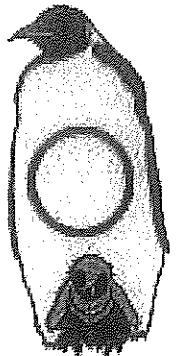
19




Tens




Ones



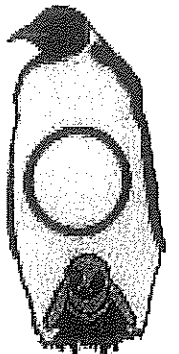
35



Tens



Ones



Name _____



I CAN WRITE TO 100!

[illegible]

A MOMENT OF GRATITUDE

- 1 Sit or stand straight and still. Close your eyes or look downward.
- 2 Take three deep breaths in and out.
- 3 Think of something you feel grateful for today. This is your 'gratitude moment'.
- 4 Think about how this moment affects your life, or the lives of people around you.
- 5 Notice how you feel when you think about your 'gratitude moment'.
- 6 Let the feeling grow bigger, spreading from where it is until it fills your entire body.

Suggested Gratitude Prompts

Something that someone else did for you today

A person in your life whom you appreciate

An activity or hobby you are grateful to be able to do

A positive quality of someone who can sometimes be hard to get along with

A skill or ability you have

A part of your body you are grateful for and why

An item that you love

Something that made you laugh

What you have learned from something that was hard

