

NAME: \_\_\_\_\_ CLASS: \_\_\_\_\_

# YEAR 3 & 4

## Remote Learning Booklet

### BOOKLET ONE



# School Stuff

pencils books rulers rubbers

highlighters sharpeners pencil-case

textas bag canteen playground

field sport reading writing playing

recess lunch handball classrooms

basketball soccer playing

# Colours

red yellow pink green purple

orange blue black brown aqua

crimson white lime violet grey

maroon turquoise beige lilac teal

burgundy magenta fuchsia

lavender cyan ochre tan rose

# Australian Animals

T	A	I	P	A	N	H	L	Y	R	E	B	I	R	D
Q	A	M	E	W	W	N	U	M	B	A	T	S	P	P
D	U	S	N	Z	P	O	W	H	E	M	U	O	I	U
H	X	O	M	P	Y	G	M	Y	P	O	S	S	U	M
K	B	K	L	A	Y	I	C	B	X	O	A	J	S	J
O	E	U	A	L	N	Z	A	O	A	K	D	E	I	E
O	T	G	X	N	A	I	F	P	K	T	O	W	S	C
K	T	I	O	T	G	G	A	O	O	G	U	U	L	H
A	O	V	Y	A	N	A	U	N	N	T	P	U	Z	I
B	N	F	L	I	N	Q	R	I	D	Y	O	H	O	D
U	G	B	Y	Y	U	N	D	O	T	E	G	R	K	N
R	N	L	B	W	E	H	A	A	O	X	V	W	O	A
R	F	L	S	C	W	A	L	L	A	B	Y	I	A	O
A	I	H	R	B	Z	P	C	C	X	R	R	R	L	J
B	I	X	C	N	O	A	G	N	T	U	L	I	A	W

TASMANIAN DEVIL  
 KOOKABURRA  
 PLATYPUS  
 WALLABY  
 WOMBAT  
 GOANNA  
 KOALA

PYGMY-POSSUM  
 KANGAROO  
 BETTONG  
 DINGOES  
 NUMBAT  
 TAIPAN  
 QUOLL

FLYING-FOX  
 LYREBIRD  
 POTOROO  
 ECHIDNA  
 QUOKKA  
 BILBY  
 EMU

# Careers

Y	A	Y	D	W	D	J	I	G	H	I	A	S	T	R	O	N	A	U	T
N	B	R	L	O	M	S	C	U	L	P	T	O	R	F	R	P	O	S	D
A	O	P	Q	B	U	I	L	D	E	R	W	N	T	F	T	P	D	M	J
A	E	L	O	F	Z	T	D	F	F	P	H	S	D	Z	E	H	E	E	Y
L	A	C	D	L	E	L	E	C	T	R	I	C	I	A	N	O	N	C	B
H	A	K	D	O	I	S	T	W	T	L	B	U	H	O	D	T	T	H	M
J	L	N	A	R	G	C	C	E	A	U	T	H	O	R	H	O	I	A	O
Q	Z	X	D	I	M	Z	E	N	A	G	J	E	O	W	K	G	S	N	F
Z	A	N	N	S	W	U	R	O	L	C	V	G	R	G	C	R	T	I	R
V	C	A	O	T	C	U	S	T	F	R	H	E	U	R	P	A	L	C	U
S	T	R	R	G	O	A	S	I	E	F	S	E	E	K	A	P	I	J	D
Q	O	C	A	J	L	I	P	L	C	S	I	T	R	R	C	H	W	I	S
N	R	H	M	T	T	I	E	E	E	I	N	C	E	D	C	E	P	V	H
J	L	I	B	R	H	W	B	R	R	E	A	N	E	B	O	R	A	W	I
J	A	T	A	A	E	L	D	R	P	Y	G	N	D	R	U	C	E	C	L
W	W	E	X	J	N	R	E	R	A	I	H	T	Z	R	N	L	T	S	W
K	Y	C	D	A	I	K	A	T	S	R	D	R	Z	D	T	C	C	O	T
I	E	T	C	A	L	C	E	E	E	L	I	C	T	F	A	R	M	E	R
X	R	V	H	X	U	V	D	R	O	O	H	A	M	X	N	P	Y	T	J
R	D	I	P	A	I	N	T	E	R	H	X	F	N	V	T	T	W	C	D

POLICE OFFICER

ELECTRICIAN

JOURNALIST

ARCHITECT

MUSICIAN

PAINTER

JEWELER

DENTIST

DOCTOR

BANKER

PHOTOGRAPHER

LANDSCAPER

ASTRONAUT

CARPENTER

MECHANIC

TEACHER

BUILDER

ARTIST

LAWYER

ACTOR

HAIRDRESSER

ACCOUNTANT

LIBRARIAN

SCULPTOR

DESIGNER

FLORIST

ATHLETE

FARMER

AUTHOR

VET

# Dreaming - Editing

**Add editing marks to text. There are 20 errors.**

dreams are stories and pictures our brain's create when we are asleep. Most dreams happen when we deeply asleep and our eyes begin to move around quickly under our eyelids. This is called rapid Eye Movement!

Some dreams are just you're mind playing with thorts and images from life. other dreams are an oppertunity for you to make sense of your life dream experts also agree that recurring dreams (dreams that you keep having over and over propably have some sort of special meaning,

Although everybody dreams (including Animals), we will forget 90% them.

Editing Marks:	
Capital letter	
End punctuation	
Insert a word	
Change to lower case	
Take something out	
Check spelling	
New paragraph	

**Re-write the text correctly:**

This image shows a single sheet of white paper with horizontal blue or grey ruling lines. The lines are evenly spaced and run across the width of the page. There are approximately 20 lines visible. The paper appears to be a standard notebook page or a sheet of stationery. There is no handwriting or other markings on the page.

# Bees - Editing

Add editing marks to text. There are 20 errors.

there are about 20 000 species of Bees in the world  
Bees live together in groups called colonys. There  
three types of bees in each colony! There is The  
queen bee the worker bee and the "drone".

The queen is, the largest bee in the colony she is  
the only won that lays eggs. Drones are mail bees,  
Their only job is to mate with the queen-bee so  
that she can lay eggs. Worker bees are Female and  
they do all the work. They clean and protect the  
hive. collect the pollen and necta to feed the  
colony and take care of the offspring.

## Editing Marks:

Capital letter	
End punctuation	
Insert a word	
Change to lower case	
Take something out	
Check spelling	
New paragraph	

Re-write the text correctly:

---

---

---

---

---

---

---

---

---

---

---

---

# Mental multiplication strategies – doubling strategy

Doubling is a useful strategy to use when multiplying.

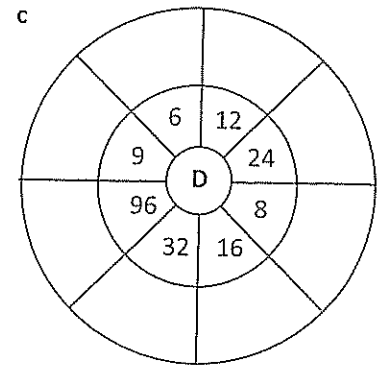
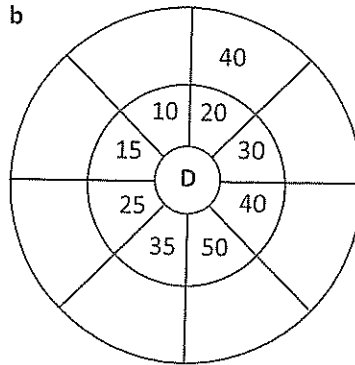
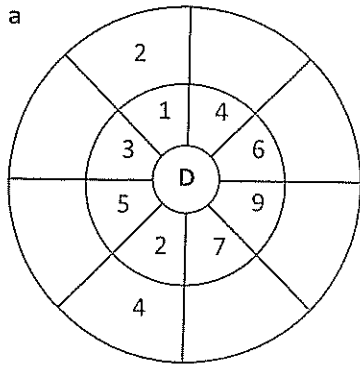
To multiply a number by four, double it twice.

$15 \times 4$  double once = 30  
double twice = 60

To multiply a number by eight, double it three times.

$13 \times 8$  double once = 26  
double twice = 52  
double three times = 104

1 Warm up with some doubling practice:



2 Finish the doubling patterns:

a	4	8	16		64	
b	3					96
c	5			40		
d	25	50				
e	7		28			224
f	75		300			

3 Choose a number and create your own doubling pattern. How high can you go? What patterns can you see within your pattern?

4 Two sets of twins turn 12. They decide to have a joint birthday party with 1 giant cake but they all want their own candles. How many candles will they need?




# Representing a half, third and a quarter


1. Make paper representations for halves and quarters by:

- **folding** paper strips to represent each fraction
- **drawing** a line along each fold mark
- **gluing** each paper strip into the box.

The first one is done for you.



2. Look at these two paper representations of fractions below.



These two representations are:

**similar** because

.....

**different** because

.....